



SOUTHEAST SPECIALTIES, INC.

RESTAURANT AND COMMERCIAL ELECTRICAL HEATING ELEMENTS

Mailing Address:

Southeast Specialties, Inc.

PO Box 2061

Augusta, GA 30901

Shipping Address:

1405 15th Street

Augusta, GA 30903

Phone: **706-667-0422**

Fax: **706-667-0994**

Email: **sales@southeastspecialties.net**

www.southeastspecialties.net

INDEX

| Part No. | Page | Part No. | Page | Part No. | Page | Part No. | Page | Part No. | Page |
|------------|--------|-------------|--------|-------------|--------|---------------|--------|-------------|--------|
| 018629 | 1 | P2882 | 28 | RC02-08-114 | 11 | RC08226 | 3 | RC1101-023 | 13 |
| 05-GR-080 | 28 | P4229 | 27 | RC02-08-116 | 11 | RC096 | 6 | RC1101-024 | 13 |
| 1.5-FLO | 16 | P4305 | 27 | RC02-08-117 | 11 | RC098 | 19 | RC1101-120 | 28 |
| 11120-02 | 28 | P4484 | 3 | RC02-08-125 | 11 | RC099 | 30 | RC1102100 | 5 |
| 1113999 | 31 | P7157 | 27 | RC02-08-126 | 11 | RC099A | 22, 30 | RC1102101 | 5 |
| 11167 | 31 | RC001 | 20 | RC02-08-127 | 11 | RC10-5407 | 13 | RC1102103 | 6 |
| 11523 | 31 | RC002 | 1 | RC02-08-128 | 11 | RC10-5408 | 13 | RC1102104 | 6 |
| 1900-3616A | 26 | RC003 | 1 | RC02-08-130 | 11 | RC10-5409 | 13 | RC1103-018 | 13 |
| 2564-14080 | 3 | RC004-208 | 20 | RC02-08-132 | 11 | RC10-6085 | 13 | RC1103-019 | 13 |
| 342027-3 | 10 | RC004-240 | 20 | RC02-08-203 | 11 | RC10-6865 | 13 | RC1103-021 | 13 |
| 347179-1 | 10 | RC005 | 24 | RC02-08-203 | 11 | RC100-1 | 20 | RC1103-022 | 13 |
| 347181-1 | 10 | RC006 | 12, 29 | RC02-08-212 | 11 | RC100-22 | 1 | RC1103-029 | 14 |
| 38C74G44 | 7 | RC007 | 25 | RC02-08-214 | 11 | RC1001950 | 6 | RC1103-030 | 14 |
| 39093 | 27 | RC008 | 8 | RC02-08-301 | 11 | RC1005069 | 6 | RC11090-12 | 13 |
| 50374 | 22 | RC009 | 12 | RC02-09-030 | 11 | RC1005079 | 6 | RC11090-13 | 13 |
| 58745 | 22 | RC010 | 25 | RC02-09-031 | 11 | RC101-120 | 27 | RC11090-14 | 13 |
| 6-FLO | 16 | RC011 | 21 | RC02-09-037 | 11 | RC101-208 | 27 | RC110911-1 | 21 |
| 7885 | 17 | RC0111601 | 16 | RC02-09-038 | 11 | RC1011-15 | 4 | RC110911-2 | 21 |
| 7D772G20 | 25 | RC011714 | 16 | RC02-09-039 | 11 | RC1011094 | 6 | RC111371-1 | 21, 30 |
| B1013546 | 2 | RC012 | 24 | RC02-09-040 | 11 | RC1011095 | 6 | RC111861-1 | 20 |
| BW-40 | 26 | RC013 | 30 | RC02-09-041 | 11 | RC1011096 | 6 | RC111861-3 | 20 |
| C0219 | 31 | RC014 | 1 | RC02-09-042 | 11 | RC1011097 | 6 | RC111861-4 | 21 |
| C0220 | 31 | RC015 | 29 | RC02-09-043 | 11 | RC1011098 | 6 | RC111967-1 | 21 |
| C0221 | 31 | RC016 | 29 | RC02-09-044 | 11 | RC1011099 | 6 | RC111967-2 | 21 |
| C0222 | 31 | RC017 | 21 | RC020 | 29 | RC1012251 | 28 | RC112 | 22 |
| CE93W | 28, 30 | RC018 | 22 | RC021-120 | 29 | RC1019397 | 6 | RC113-208 | 16 |
| CE94W | 28, 30 | RC018 | 22 | RC021-240 | 29 | RC10197 | 27 | RC113-204 | 16 |
| CP300 | 27 | RC02-04-400 | 11 | RC0211-15 | 19 | RC1021-15 | 4 | RC113099 | 16 |
| CR18455 | 26 | RC02-04-401 | 11 | RC022 | 8, 29 | RC10239 | 26 | RC114 | 22 |
| CR5712 | 1 | RC02-04-450 | 11 | RC025 | 24 | RC103 | 7 | RC1142 | 2 |
| CR5813 | 1 | RC02-04-451 | 11 | RC026 | 24, 29 | RC103056 | 19, 29 | RC114497-1 | 21 |
| CR5814 | 1 | RC02-04-500 | 11 | RC027-120 | 24 | RC1041-15 | 4 | RC114497-2 | 21 |
| DE-01 | 14 | RC02-04-501 | 11 | RC027-240 | 24 | RC10456 | 12 | RC115-2 | 20 |
| DE-02 | 14 | RC02-04-700 | 11 | RC028 | 22 | RC106 | 2 | RC1156-1011 | 27 |
| E-1 | 28 | RC02-04-703 | 11 | RC028-120 | 22 | RC107 | 25 | RC1157-1201 | 27 |
| EG1300 | 31 | RC02-08-001 | 11 | RC030 | 22 | RC107012-5 | 21 | RC1158-1041 | 27 |
| EL1250 | 26 | RC02-08-010 | 11 | RC031 | 22, 28 | RC107774-1 | 21 | RC1175-1 | 3 |
| F17EB | 19 | RC02-08-013 | 11 | RC032 | 7, 29 | RC1090 | 2 | RC11X124 | 7 |
| FEL-1 | 18 | RC02-08-014 | 11 | RC033-208 | 10 | RC1091 | 2 | RC11X44 | 7, 30 |
| FEL-2 | 18 | RC02-08-016 | 11 | RC033-240 | 10 | RC109286-1 | 21 | RC11X156 | 8 |
| FEL-3 | 18 | RC02-08-022 | 11 | RC034 | 22 | RC109286-2 | 21 | RC11X161 | 9 |
| G126809 | 25 | RC02-08-024 | 11 | RC036-208 | 21 | RC109286-3 | 21 | RC11X162 | 10 |
| GENESIS#1 | 10 | RC02-08-026 | 11 | RC036-240 | 21 | RC109287-1 | 21 | RC11X167 | 8 |
| GH244 | 6 | RC02-08-031 | 11 | RC037-0038 | 26 | RC109287-2 | 21 | RC11X175 | 7 |
| GH245 | 6 | RC02-08-032 | 11 | RC040 | 10 | RC109287-3 | 21 | RC11X22 | 7, 30 |
| HS2-1690-1 | 31 | RC02-08-101 | 11 | RC041 | 15 | RC1093 | 2 | RC11X240 | 10 |
| J10869H | 12 | RC02-08-102 | 11 | RC045 | 25 | RC10X23 | 8, 30 | RC11X39 | 9 |
| K1345 | 7 | RC02-08-103 | 11 | RC049 | 2 | RC10X24 | 8, 30 | RC11X63 | 8 |
| K15004 | 12 | RC02-08-104 | 11 | RC0511-15 | 19 | RC110 | 20 | RC11X71 | 9 |
| K219 | 7 | RC02-08-105 | 11 | RC0541-15 | 19 | RC110-2 | 20 | RC11X72 | 9 |
| KP24426 | 13 | RC02-08-106 | 11 | RC0541-19 | 19 | RC110001-0087 | 30 | RC11X93 | 9 |
| KR39141 | 13 | RC02-08-107 | 11 | RC065 | 23 | RC1101-009 | 13 | RC11X8 | 9 |
| M2194007 | 5 | RC02-08-109 | 11 | RC08165 | 3 | RC1101-010 | 13 | RC11X9 | 7 |
| OTS-604 | 14 | RC02-08-110 | 11 | RC08166 | 3 | RC1101-013 | 13 | RC1201500 | 12 |
| OTS-608 | 14 | RC02-08-111 | 11 | RC08167 | 3 | RC1101-021 | 13 | RC120850 | 23 |
| P2279 | 27 | RC02-08-112 | 11 | RC08225 | 3 | RC1101-022 | 13 | RC120895 | 25 |
| | | RC02-08-113 | 11 | RC08226 | 3 | | | | |

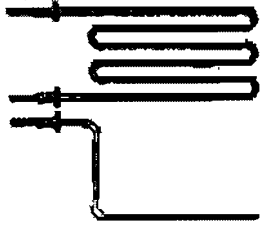
INDEX

| Part No. | Page | Part No. | Page | Part No. | Page | Part No. | Page | Part No. | Page |
|------------|--------|------------|--------|--------------|--------|----------------|-------|---------------|--------|
| RC121 | 1 | RC1541-15 | 4 | RC21103 | 16 | RC2708 | 17 | RC342114-2 | 31 |
| RC12116 | 16 | RC156-120 | 21 | RC212 | 29 | RC2708-208 | 17 | RC342115-2 | 31 |
| RC12126 | 16 | RC156-240 | 21 | RC216 | 24 | RC271566-3 | 7 | RC3423 | 30 |
| RC122 | 24 | RC156020 | 30 | RC216-1¾ | 24 | RC271566-6 | 7 | RC342A | 17 |
| RC1222-5 | 10 | RC156300 | 27 | RC217 | 6 | RC273 | 7 | RC345 | 24 |
| RC12463 | 16 | RC156350 | 27 | RC218 | 7 | RC274 | 18 | RC347252-1 | 10 |
| RC1250199 | 6 | RC156400 | 27 | RC22-171 | 12 | RC274B | 18 | RC3477 | 28 |
| RC12X110 | 7 | RC156570 | 16 | RC22006 | 27, 30 | RC275 | 15 | RC34950 | 16 |
| RC12X126 | 7 | RC156575 | 16 | RC2237 | 5 | RC279 | 8 | RC350 | 29 |
| RC12X164 | 7, 30 | RC156850 | 28 | RC2238 | 5 | RC281 | 29 | RC351-120 | 23 |
| RC12X184 | 8 | RC157 | 6 | RC2239 | 5 | RC283 | 17 | RC351-240 | 23 |
| RC12X192 | 9 | RC159 | 6 | RC224 | 12 | RC283A | 17 | RC351B | 23 |
| RC12X195 | 8 | RC1601-1 | 25 | RC2240 | 5 | RC2865 | 17 | RC351299-5 | 28 |
| RC12X2 | 8 | RC1601-2 | 25 | RC2241 | 5 | RC290 | 7, 30 | RC351358-1 | 30 |
| RC12X202 | 7 | RC16073 | 3 | RC2242 | 5 | RC2913 | 1, 29 | RC351376-1 | 8 |
| RC12X25 | 8 | RC162-120 | 30 | RC2245 | 5 | RC2914 | 1, 29 | RC351376-2 | 8 |
| RC12X268 | 10 | RC162-240 | 30 | RC228038 | 20 | RC292 | 13 | RC351376-3 | 8 |
| RC12X3 | 8 | RC163 | 25 | RC229 | 7, 30 | RC293 | 6 | RC351391-1 | 8 |
| RC12X34 | 10 | RC1632 | 17 | RC230 | 29 | RC2947 | 23 | RC351391-2 | 8 |
| RC12X36 | 10 | RC164 | 23 | RC2315 | 29 | RC30006 | 15 | RC353000 | 13 |
| RC12X40 | 9 | RC165 | 24 | RC2315-051 | 19 | RC30104 | 5 | RC357706 | 13 |
| RC12X55 | 10 | RC166 | 23, 30 | RC233 | 30 | RC3012E8713 | 23 | RC361-208 | 19 |
| RC12X72 | 9 | RC167-240 | 23 | RC234 | 23 | RC301674 | 5 | RC361-240 | 19 |
| RC12X73 | 9 | RC167A | 23 | RC235 | 23 | RC301675 | 5 | RC366 | 24 |
| RC12X74 | 9 | RC17-12 | 16 | RC237 | 24 | RC301677 | 26 | RC372 | 7, 30 |
| RC12X8 | 9 | RC172 | 16 | RC23885 | 15 | RC301755 | 5 | RC376 | 23 |
| RC12X9 | 7 | RC174 | 12 | RC2402 | 5 | RC303161 | 5 | RC377 | 5 |
| RC1332000 | 6 | RC175 | 30 | RC2402 | 5 | RC303163 | 5 | RC38727 | 5 |
| RC1332001 | 6 | RC176908 | 26 | RC2403 | 5 | RC303693 | 13 | RC3886 | 15 |
| RC1339 | 23, 29 | RC176909 | 26 | RC2405 | 5 | RC3048 | 25 | RC396-120 | 6 |
| RC13589030 | 27 | RC177 | 24 | RC2406 | 5 | RC309 | 23 | RC396-240 | 6 |
| RC136 | 6 | RC18-12 | 16 | RC2407 | 5 | RC311-1592 | 12 | RC401-120 | 1 |
| RC139 | 15 | RC182 | 2 | RC2408 | 5 | RC312499 | 28 | RC401-240 | 1 |
| RC13X124 | 7 | RC186 | 24 | RC2409 | 5 | RC314 | 30 | RC405 | 10 |
| RC13X125 | 7 | RC187 | 24 | RC2410 | 5 | RC315-2034 | 12 | RC4081 | 31 |
| RC13X153 | 8 | RC190 | 19 | RC2420 | 5 | RC3177526 | 6 | RC41023 | 16 |
| RC13X158 | 8 | RC199 | 13 | RC2425 | 5 | RC3177527 | 6 | RC41024 | 16 |
| RC13X26 | 8 | RC200 | 5 | RC2426 | 5 | RC327 | 17 | RC411 | 13 |
| RC140 | 15 | RC20235 | 15 | RC2435 | 17 | RC328 | 17 | RC41102 | 16 |
| RC142 | 22 | RC203504-4 | 1 | RC244 | 3 | RC3280602 | 5 | RC41103 | 16 |
| RC143 | 24 | RC204 | 18 | RC24471 | 20 | RC329-31049-00 | 31 | RC413 | 15 |
| RC14310-03 | 26, 30 | RC2045 | 2 | RC24475 | 20 | RC332 | 8 | RC4159224 | 2 |
| RC14310-06 | 26, 30 | RC20693 | 29 | RC24477-1058 | 20 | RC332A | 8 | RC4159229 | 2 |
| RC14310-14 | 26, 30 | RC208 | 12 | RC244A | 3 | RC333 | 8 | RC419 | 24 |
| RC144 | 22 | RC209-120 | 22 | RC245 | 15 | RC333A | 8 | RC422 | 10 |
| RC145 | 6 | RC209-240 | 22 | RC248 | 16 | RC334 | 8 | RC4236 | 2 |
| RC146 | 23 | RC20B2E36 | 19 | RC249 | 26 | RC334A | 8 | RC426 | 24 |
| RC148 | 6 | RC20B2E37 | 19 | RC250215 | 25 | RC335 | 21 | RC42750 | 21, 30 |
| RC149 | 15 | RC20M1E1 | 19 | RC2530 | 25 | RC3388 | 26 | RC429 | 23 |
| RC150 | 22 | RC20M1E30 | 19 | RC2548-120 | 5 | RC339A | 12 | RC4301 | 19 |
| RC150-18 | 20 | RC20M1E31 | 19 | RC2548-240 | 5 | RC339B | 12 | RC431 | 23 |
| RC151 | 21 | RC20M1E32 | 19 | RC258 | 16 | RC340 | 19 | RC4315 | 29 |
| RC151A | 21 | RC20M1E33 | 19 | RC263 | 6 | RC34026 | 6 | RC435 | 3 |
| RC152 | 21 | RC20M1E5 | 19 | RC26325 | 28 | RC340A | 19 | RC44-23104-01 | 15 |
| RC1521-15 | 4 | RC210 | 21 | RC267 | 30 | RC340B | 19 | RC445 | 15 |
| RC154 | 3 | RC211 | 21 | RC269 | 12 | RC342 | 17 | RC445-208 | 15 |

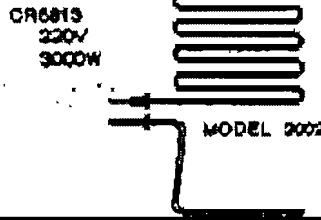
INDEX

| <u>Part No.</u> | <u>Page</u> | <u>Part No.</u> | <u>Page</u> | <u>Part No.</u> | <u>Page</u> | <u>Part No.</u> | <u>Page</u> | <u>Part No.</u> | <u>Page</u> |
|-----------------|-------------|-----------------|-------------|-----------------|-------------|-----------------|-------------|-----------------|-------------|
| RC450 | 25 | RC5315 | 12 | RC6402 | 17 | RC7D913G22 | 29 | RC8691 | 16 |
| RC4505101 | 2 | RC5321741 | 28, 30 | RC6403 | 17 | RC8004 | 17 | RC8695 | 21 |
| RC451 | 17, 30 | RC54593 | 22 | RC6407 | 15 | RC8105 | 14 | RC8711 | 18 |
| RC456 | 6 | RC54594 | 22 | RC650738 | 12 | RC811-15 | 3, 29 | RC8712 | 23 |
| RC4612-01 | 30 | RC553 | 19 | RC650898 | 8 | RC811-229 | 3 | RC8713 | 29 |
| RC4612-02 | 30 | RC55440 | 30, 31 | RC652210 | 29 | RC811-229-1 | 3 | RC8714 | 18 |
| RC4612-03 | 30 | RC55441 | 30, 31 | RC6534 | 18 | RC811-5 | 3, 29 | RC8715 | 26 |
| RC461214 | 25 | RC55445 | 30, 31 | RC6535 | 18 | RC811-52 | 3, 29 | RC8716 | 23 |
| RC473 | 7 | RC55446 | 30, 31 | RC66006 | 1 | RC811-52-240 | 29 | RC8723 | 29 |
| RC473A | 7 | RC55690 | 1 | RC675037 | 29 | RC811-75 | 3, 29 | RC8733 | 29 |
| RC473B | 7 | RC55693 | 22 | RC6805 | 19 | RC811-76 | 3 | RC8736 | 25 |
| RC474 | 2 | RC55695 | 26 | RC6806 | 19 | RC8200 | 2 | RC8745 | 29 |
| RC475 | 1 | RC55697 | 22 | RC68106 | 19 | RC8204 | 2 | RC8748 | 16, 29 |
| RC482 | 15 | RC55960 | 1 | RC68931 | 26 | RC8230 | 25 | RC8749 | 26, 30 |
| RC490 | 15 | RC55964 | 1 | RC69236 | 1 | RC8512 | 5 | RC87927 | 26 |
| RC497 | 3 | RC5715 | 27 | RC69390 | 1 | RC851630-2A | 27 | RC8811 | 29 |
| RC4983 | 26 | RC5716 | 27 | RC700491 | 14 | RC8521 | 19, 30 | RC8812 | 29 |
| RC50058 | 26 | RC58867 | 16 | RC708730 | 10 | RC8523 | 18 | RC901 | 24 |
| RC501907 | 14 | RC59502 | 3 | RC711-10 | 4 | RC8524 | 18 | RC9015 | 3 |
| RC501964 | 29 | RC59558 | 12 | RC711-15 | 4 | RC8525 | 18 | RC902 | 24 |
| RC502458 | 29 | RC59856 | 29 | RC712430 | 13 | RC8526 | 18 | RC9318 | 17 |
| RC502582 | 29 | RC59LEA-1011 | 1 | RC71202E-2 | 2 | RC8546 | 16, 29 | RC9319 | 17 |
| RC50352 | 23 | RC59LEA-1021 | 1 | RC721-10 | 4 | RC8546-120 | 29 | RC9320 | 17 |
| RC50353 | 23 | RC59LEA-1041 | 1 | RC721-15 | 4 | RC8546-240 | 16, 29 | RC9321 | 17 |
| RC50396 | 21 | RC60409 | 21 | RC72295 | 14 | RC8561 | 29 | RC96X39-120 | 10 |
| RC50465 | 21 | RC60454 | 21 | RC7328 | 18 | RC8562 | 29 | RC96X39-240 | 10 |
| RC50482 | 22 | RC60456 | 22 | RC741-10 | 4 | RC8565 | 27 | RC96X6 | 8 |
| RC50496 | 21 | RC60457 | 22 | RC741-15 | 4 | RC8577 | 25 | RC9808 | 28 |
| RC50500 | 20 | RC60566 | 21 | RC7456 | 23 | RC8596 | 2 | RC990 | 5 |
| RC50509 | 21 | RC6126-27 | 3 | RC751-10 | 4 | RC8602 | 18 | RC991 | 5 |
| RC50510 | 21 | RC6126-28 | 3 | RC7571 | 28, 30 | RC8603 | 18 | RC992 | 5 |
| RC50572 | 22 | RC613102 | 16 | RC7577 | 22 | RC8604 | 18 | RC993 | 30 |
| RC5076G23 | 25 | RC63031 | 15, 29 | RC7679 | 22 | RC8605 | 19 | RC994 | 30 |
| RC5134801 | 7 | RC6315-007 | 19 | RC7947 | 17 | RC8647 | 29 | RC995 | 30 |
| RC5313 | 17 | RC6362 | 17 | RC7948 | 17 | RC8648 | 19, 30 | RC99 | |
| RC5314 | 17 | RC6366 | 18 | RC7D191G22 | 8 | RC8686 | 19, 30 | | |

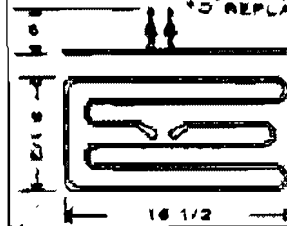
CR5712 220V 3000W
ABA MASTER FRYER



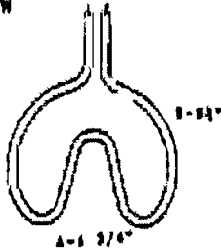
CR6814 220V 6000W
ABA MASTER FRYER



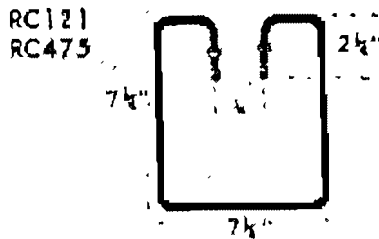
RC100-22 240V 3000W
AJAX DRILL ELEMENT
USE WITH INF SWITCH
TO REPLACE 4-WIRE ELE



RC53760 120V 800W
RC55490 120V 900W
RC53964 240V 660W




AMERICAN
PERMANENT WARE




RC121 120V 1250W
RC475 240V 1250W

AMER.
STD.

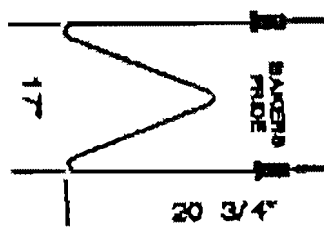
RC3000-4 120V 3000W
AMERICAN HAND DRYER ELE.
MODELS 5-16 OF '18



RQ401-120 120V 1000W
RQ401-240 240V 1000W
WARMER ELE.



ROBP200 240V 3000W



RC019
RC020
RC1026X

PIZZA OVEN

BAKERS PRIDE



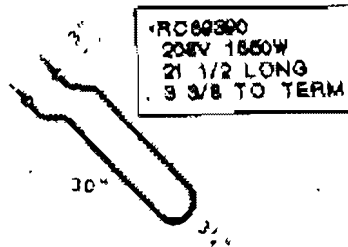
RC019 250V 2500W A-12 1/2 B-17 1/2
RC020 250V 3000W A-15 B-18 1/2
RC1026X 250V 1000W A-12 1/2 B-18 1/2

ROBP100 120V 570W



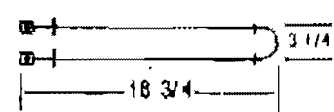
BAKERS PRIDE

RC014 240V 2800W

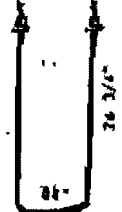


BAR-B-Q KING

RC69236 208V 1500W
BAR-B-Q KING

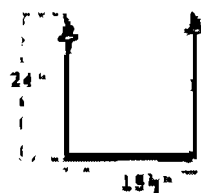


BAR-B-Q KING
Model STy-7



RC2913 240V 2000W (26 3/4")
RC2914 208V 1800W (21 5/8")

RC002



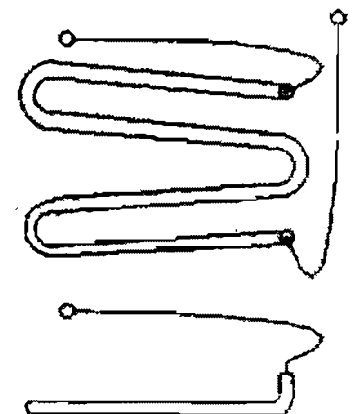
BAR-B-QUE
240V 2800W

RC003



BAR-B-QUE
240V 3200W

RC66006 120V 600W
BELGIAN
WAFFLE ELE.




BALLY EVAPORATOR ELE.
REPLACE THIS




018629 240V 1000W

RC59LEA-101 120V 1000W
RC59LEA-102 208V 1030W
RC59LEA-104 240V 1000W




BASTION-BLESSING

RC049 BIFF BURGER

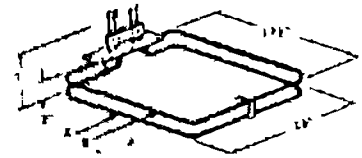


240V 3000W

ROXTIIX72 BLACK & DECKER
TOASTER ELEMENTS

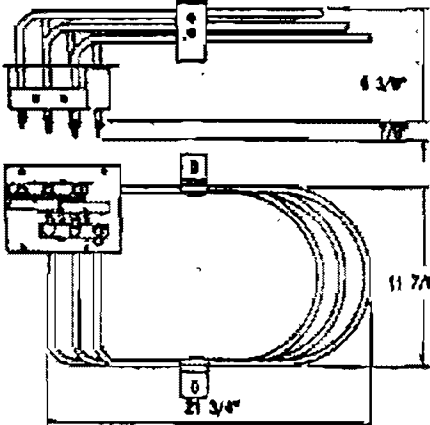


RC896 BLODGETT

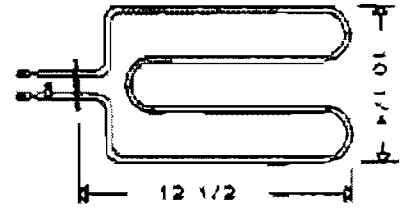



250V 6000W

B1013546 (Element Only)
BLODGETT REPLACEMENT ELEMENTS
208V 3333W

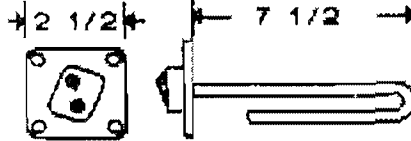


RC7202E-2 120V 600W
BLOOMFIELD
WARMER ELE
ROUND TERMINALS



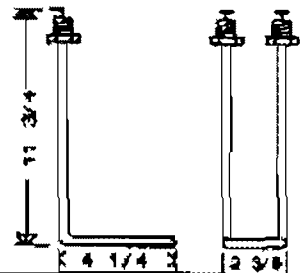
BRINKMAN SMOKER
RC2046 120V 1600W

BUNN-O-MATIC
COFFEE BREWER ELE.

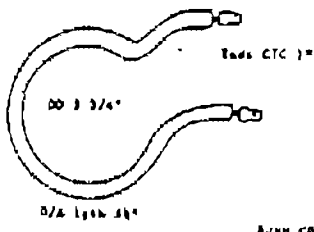


| PARTNO. | WATTS | VOLTS | LENH |
|---------|-------|-------|-------|
| RC1090 | 2000 | 120 | 7 1/2 |
| RC1091 | 2000 | 120 | 8 1/2 |
| RC1093 | 1370 | 120 | 10 |

RC4236 120V 1000W
BUNN-O-MATIC ELE.



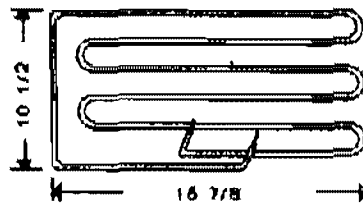
RC1142 BUNN COFFEE



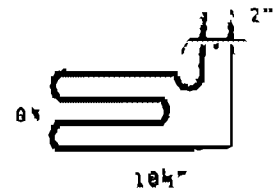
120V 130 W

BUNN COFFEE
Warmer Element

RC0200A GEOLWARE
GRIDDLE ELE 240V 1000W

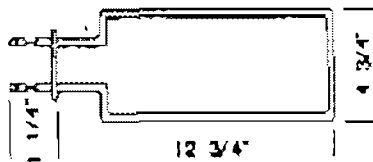


RC474 CHAMBERS

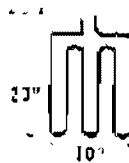


240V 3000W

RC8200 120V 900W
RC8204 120V 500W
BEVLESQ PROOFER
MODEL P10A 72-32

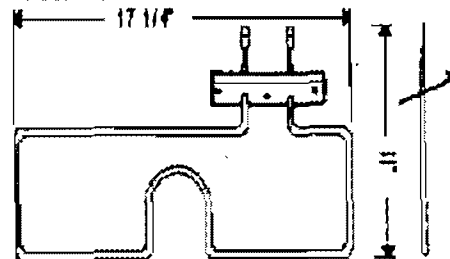


RC182 CHAR BROILER

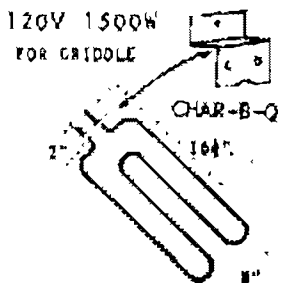


240V 3750W

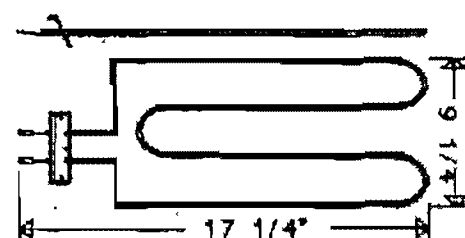
RC4606101 120V 1800W
CHAR-BROIL



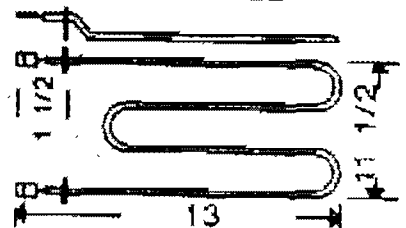
RC106 MOUNTING BRACKET
DETAIL




RC4159224 120V 1500W
CHAR-BROIL MODEL 3000



RC4169229 120V 1500W
CHAR-BROIL ELE.

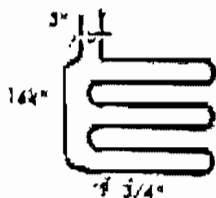


RC9015 208V 3000W



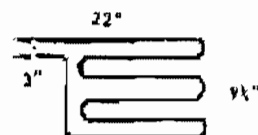
CHAR BROILER BY
MAGIC KITCHEN

RC154 CHARMGLO



120V 1500W

RC497 CHARMGLO



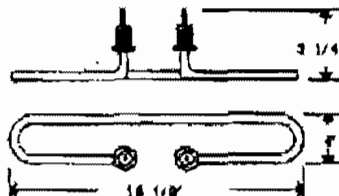
120V 1650W

RC244 CHARCOOK
RC244A MODEL 523



RC244 120V 1500W
RC244A 120V 1500W Q.C.

RO5902 240V 1600W
COFFEE URN ELE

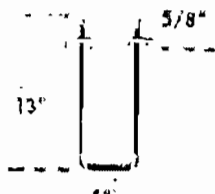


RC16073 COFFEE VENDING



120V 1500W

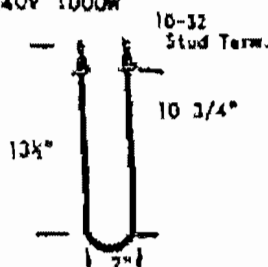
RC435 CLARK



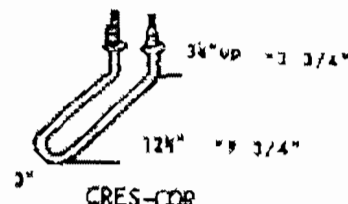
120V 1000W

MOD-63
3-8702

RCB11-5 120V 1000W CRES-COR
RCB11-15 240V 1000W




*RC1175-1 120V 1000W
RCB11-229 120V 1500W
RCB11-229-1 240V 900W



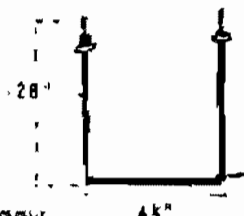
CRES-COR

RCB11-76 CRES-COR



120V 450W

RCB11-75 CRES-COR
PROOFING CABINET



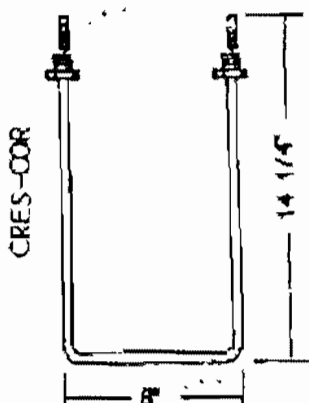
120V 1000W

STEAM COOKER - CLEVELAND RANGE



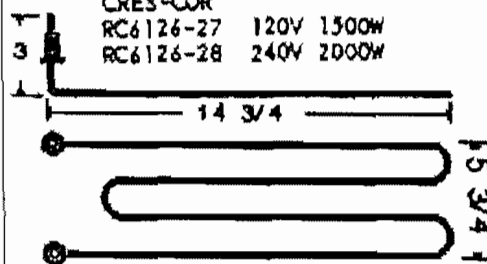
| PART NO | VOLTS | WATTS | PHASE |
|---------|-------|-------|-------|
| RC08185 | 208 | 12000 | 3 |
| RC08186 | 240 | 12000 | 3 |
| RC08187 | 480 | 12000 | 3 |

ROB11-82 120V 1000W
ROB11-82-240
240V 1600W / 208V 1120W

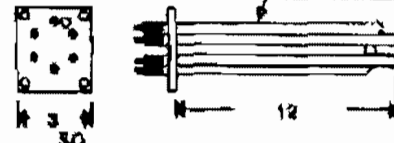


CRES-COR

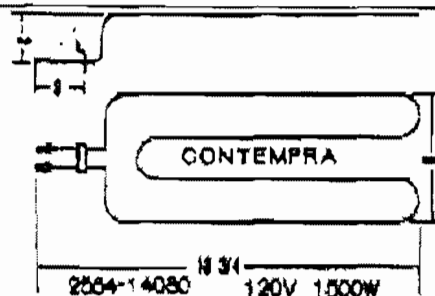
CRES-COR
RC6126-27 120V 1500W
RC6126-28 240V 2000W



STEAM COOKER-CLEVELAND RANGE
THERMOWELL



| PART NO | VOLTS | WATTS | PHASE |
|---------|-------|-------|-------|
| RC08226 | 208 | 6000 | 1 |
| RC08226 | 240 | 6000 | 1 |

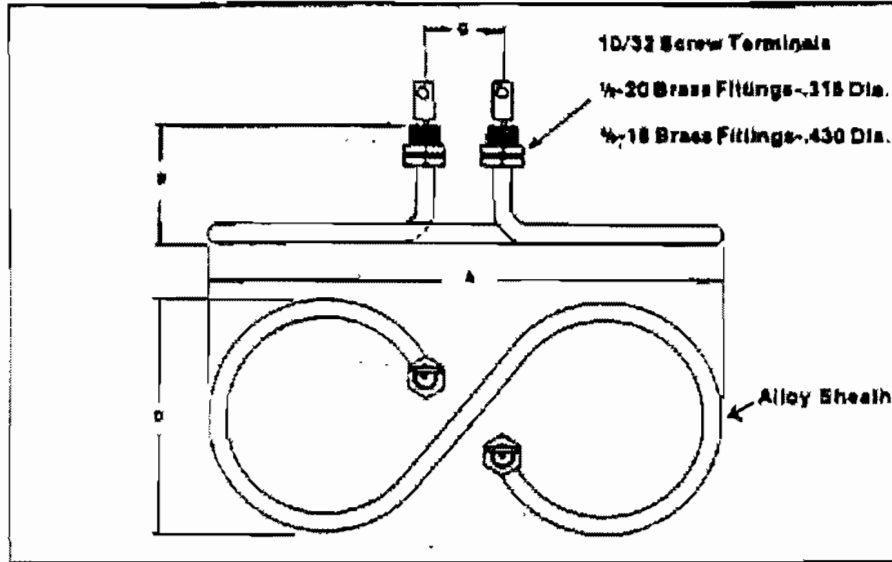


2504-14080 120V 1500W

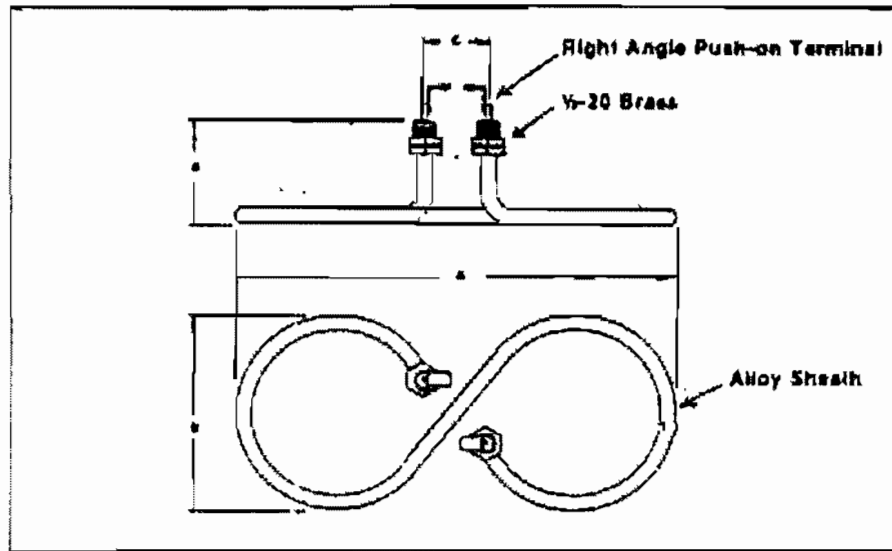
P4484 120V 750W
CRETORS
POP CORN ELE



STEAM TABLE ELEMENTS - Replacements for Duke Mfg.



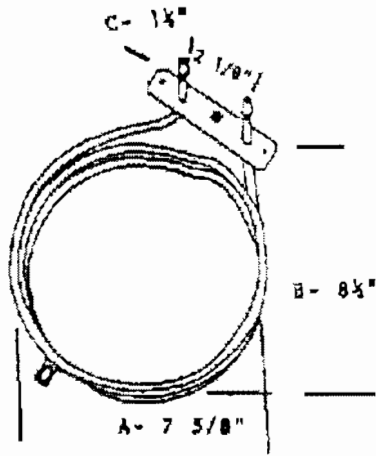
| RC Model Number | Wattage | Voltage | Dimensions in Inches | | | | Dia. |
|-----------------|---------|---------|----------------------|--------|-------|--------|------|
| | | | A | B | C | D | |
| RC 711-10 | 900W | 120 | 10 | 2 1/4 | 1 1/4 | 4 1/16 | .315 |
| RC 721-10 | 675W | 208 | 10 | 2 1/4 | 1 1/4 | 4 1/16 | .315 |
| RC 741-10 | 900W | 240 | 10 | 2 1/4 | 1 1/4 | 4 1/16 | .315 |
| RC 751-10 | 750W | 480 | 10 1/2 | 2 3/16 | 1 1/4 | 4 3/16 | .430 |



| RC Model No. | Wattage | Voltage | Dimensions in Inches | | | | Dia. |
|--------------|------------------|---------|----------------------|-------|--------|-------|------|
| | | | A | B | C | D | |
| RC 711-15 | 750W | 120 | 15 1/2 | 1 1/4 | 2 5/16 | 6 1/2 | .315 |
| RC 721-15 | Sub 1041-15 750W | 208 | 15 1/2 | 1 1/4 | 2 5/16 | 6 1/2 | .315 |
| RC 741-15 | 750W | 240 | 15 1/2 | 1 1/4 | 2 5/16 | 6 1/2 | .315 |
| RC 1011-15 | 900W | 120 | 15 1/2 | 1 1/4 | 2 5/16 | 6 1/2 | .315 |
| RC 1021-15 | 1200W | 208 | 15 1/2 | 1 1/4 | 2 5/16 | 6 1/2 | .315 |
| RC 1041-15 | 1000W | 240 | 15 1/2 | 1 1/4 | 2 5/16 | 6 1/2 | .315 |
| RC 1521-15 | 1650W | 208 | 15 1/2 | 1 1/4 | 2 5/16 | 6 1/2 | .315 |
| RC 1541-15 | 1500W | 240 | 15 1/2 | 1 1/4 | 2 5/16 | 6 1/2 | .315 |

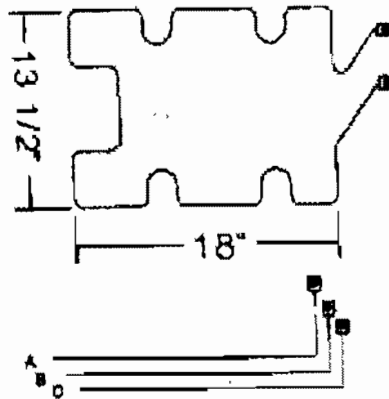
RC1001950

GAGGENAU
Conv. Oven Ele.
OEM #97825

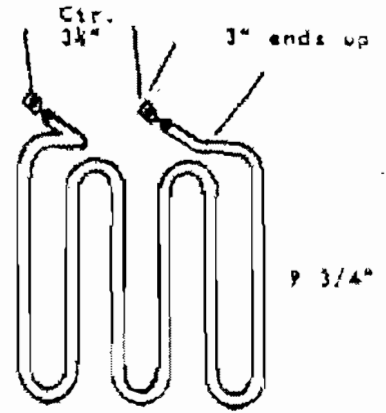


240V 3000W

GARLAND MODEL TE 2A
EACH ELE. 208V 3000W
RC1332002 (TOP)
RC1332001 (MIDDLE)
RC1332000 (BOTTOM)



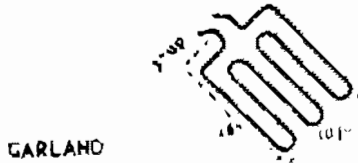
RC1102103 GARLAND
*RC1102104



*240V 2000W
250V 3000W / 208V 2250W

RC34024

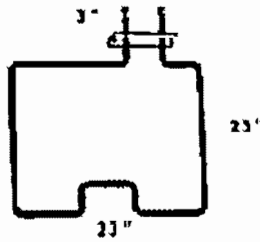
GARLAND CELL



GARLAND

240V 3400W

RC293 (250V 3000W)OEM# 1250198
RC1250199 (208V 3333W)

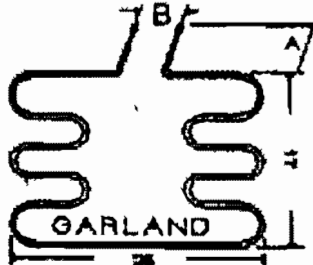


GARLAND

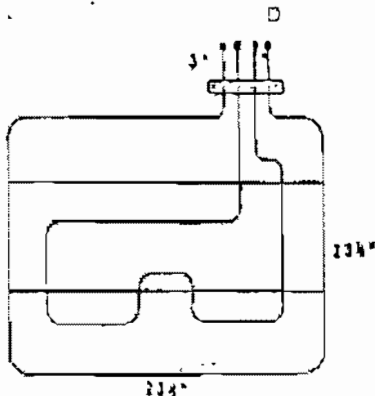
CIRCULAR HEATERS

| PART NO. | VOLTS | WATTS | A | B |
|-----------|-------|-------|--------|--------------|
| RC217 | 120 | 1000 | 9 1/2" | 2/washers |
| RC094 | 120 | 1250 | 8 1/2" | 2 1/2" |
| RC136 | 120 | 1000 | 8 1/2" | 2 3/4" |
| RC145 | 120 | 1000 | 10" | 2 1/2" |
| RC148 | 120 | 1000 | 8 1/2" | 4 1/2" |
| RC157 | 120 | 1250 | 8 1/2" | 2" |
| RC456 | 120 | 1000 | 9 1/2" | 3 1/2" |
| RC159 | 120 | 1250 | 9 1/2" | 2/washers |
| RC396-120 | 120 | 1000 | 9 1/2" | ends overlap |
| RC396-240 | 240 | 1000 | 9 1/2" | ends overlap |

| PART NUMBER | WATTS | VOLTS | A | B |
|-------------|-------|-------|--------|--------|
| RC1011094 | 3750 | 240 | 6 3/4" | 5 1/2" |
| RC1011095 | 3750 | 240 | 5 7/8" | 3 3/4" |
| RC1011096 | 3750 | 240 | 5 | 2" |
| RC1011097 | 3975 | 208 | 5 3/4" | 5 1/2" |
| RC1011098 | 3975 | 208 | 5 7/8" | 3 3/4" |
| RC1011099 | 3975 | 208 | 5 | 2" |

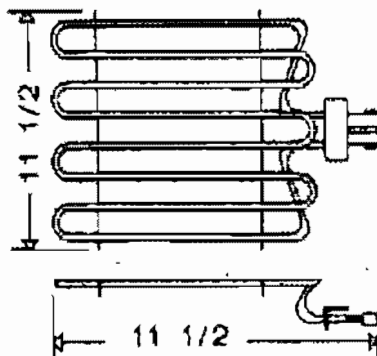


RC1005079 GARLAND
RC1005089
RC1019307



RC1005079 240V 4000W 4"
RC1005089 208V 4500W 4"
RC1019307 208V 3750W 5"

*RC3177527 120V 1700W
RC3177528 208V 1800W
GRILL ELE
K'AID.WHLP.CHAMBERS

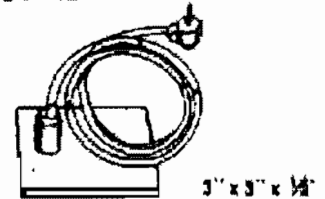


* 120V ELE NO GROUND

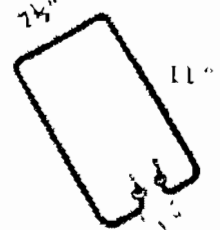
Molded Epoxy

For commercial and domestic refrigeration use

GH244 115V 18W
GH245 115V 45W

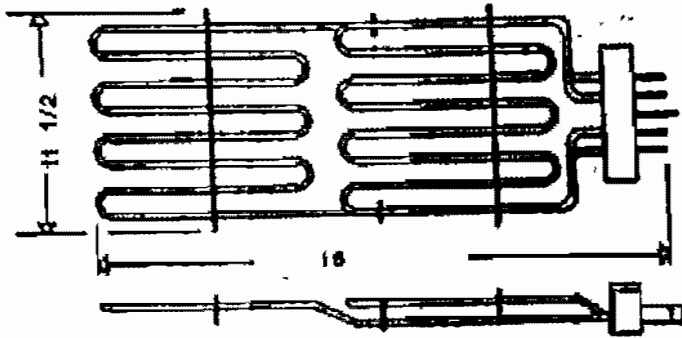


RC263 G E

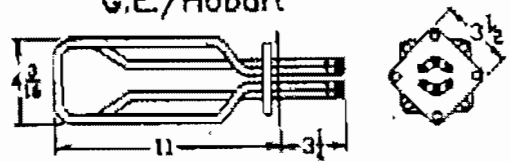


120V 1500W

RC5134801 GRILL ELEMENT
 GIBSON/GAAP 240V 2100W
 REAR 240V 1100W FRONT 240V 1000W



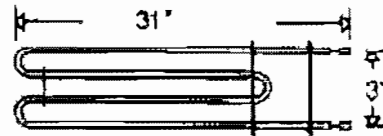
G.E./Hobart



HOBART DISHWASHER BOOSTER ELEMENTS

| GE PART # | HOBART PART # | WATTS | VOLTS |
|------------|---------------------|-------|-------|
| RC271366-3 | E277252-5/E277256-5 | 3000 | 240 |
| RC271366-6 | | 5000 | 480 |

3BC74G44 277V 1800W
 GE FURNACE ELE.




RC12X9 G E
 RC11X9



RC12X9 240V 1500W
 RC11X9 208V 1500W

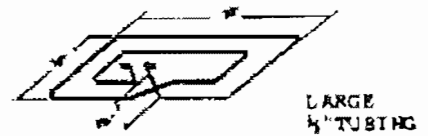
CONVECTION OVEN ELEMENTS

- RC 11x124 Replaces GE XNC11x124 208V
- RC 12x124 Replaces GE XNC12x124 240V
- RC 13x124 Replaces GE XNC13x124 480V
- RC 13x125 Replaces GE XNC13x125 480V

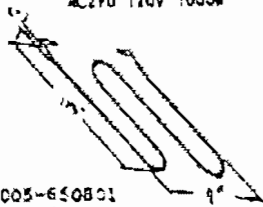


REPLACEMENT ELEMENT FOR
 HOT POINT & GENERAL ELECTRIC
 COMMERCIAL GRIDDLE

- RC 473 208V 5300W
- RC 473A 240V 5300W
- RC 473B 480V 5300W



- RC219 120V 1000W
- RC272 240V 1000W
- RC11x71 108V 1000W
- RC270 120V 1000W



GE103578G005-650801
 GE750019G001-650800

G E



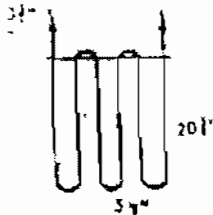
RC12X164 240V 1600W
 RC11X164 208V 1600W

RC032 G E
 G E LIGHTER



120V 1000W

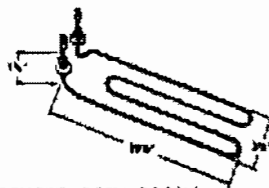
RC12X110 G E
 MODEL NO.
 CB50A
 CB30A



240V 3600W CR Criddle Element

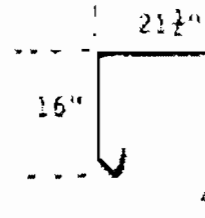
G E

Model CB31-Max 4 Elements
 Model CB31-Max 3 Elements



RC12X202 240V 3200W
 RC11X175 108V 3000W
 CR Criddles

RC218 G E
 21 1/2"
 16"
 4" UP
 240V 2700W



K219 Commercial

FITZ-ALL
 REPLACEMENT



WITH SET SCREW

K1345



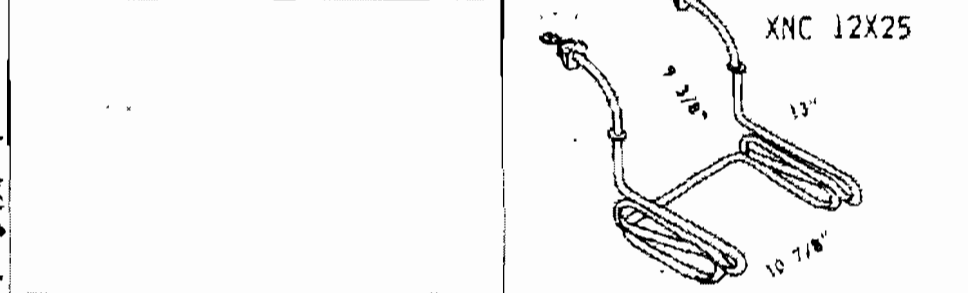
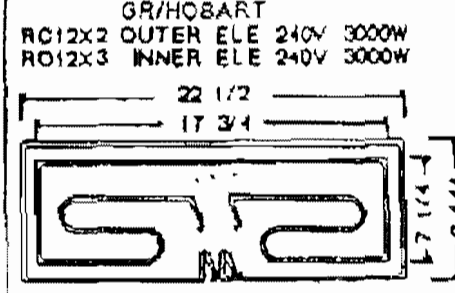
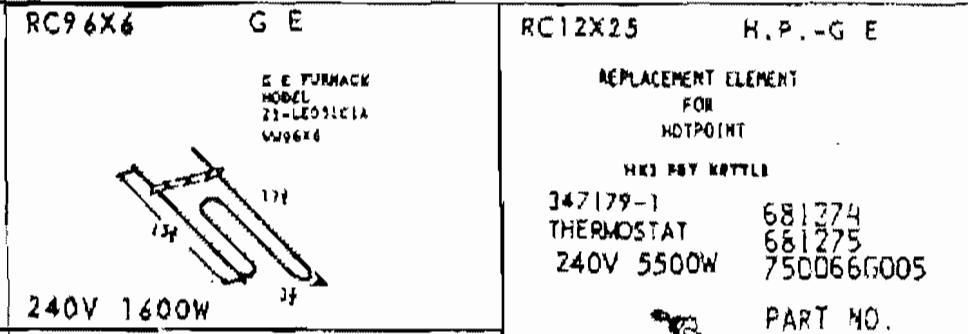

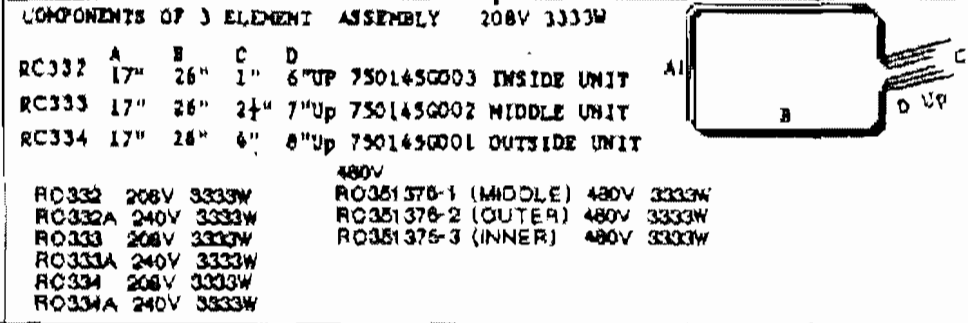
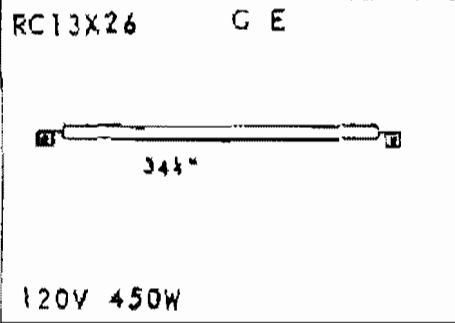
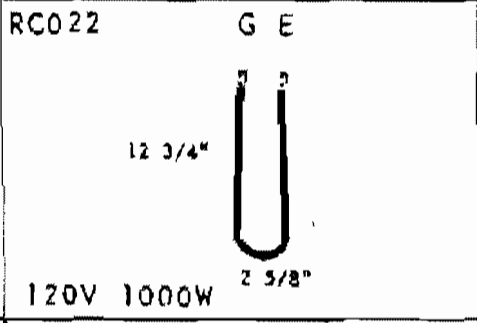

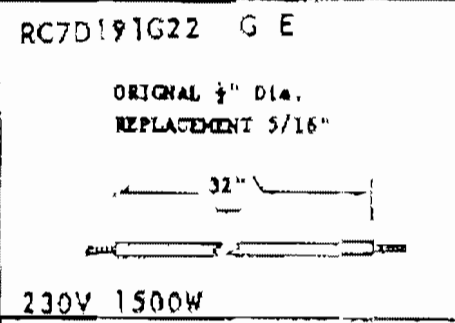
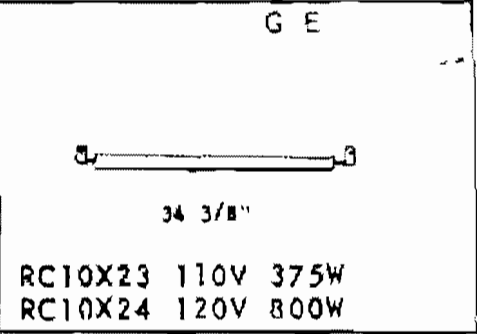
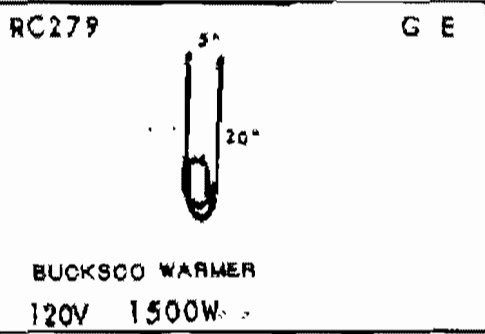
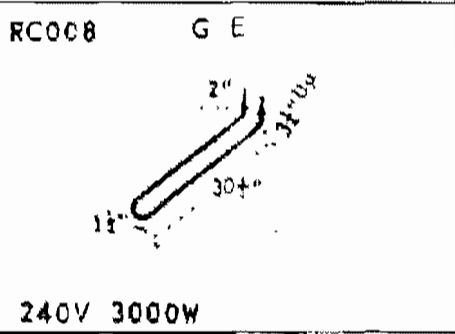
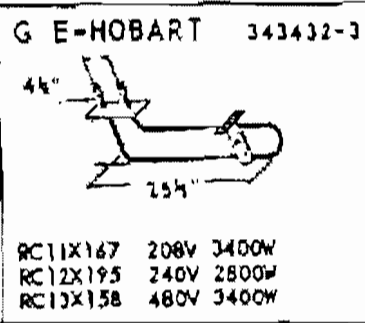
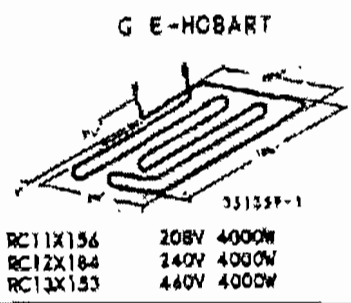
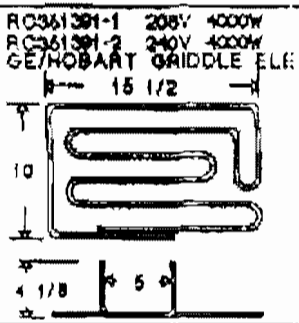
With Set Screw
 Flush Back

APPLIANCE KNOB

RC103 G E
 RC273 3" up

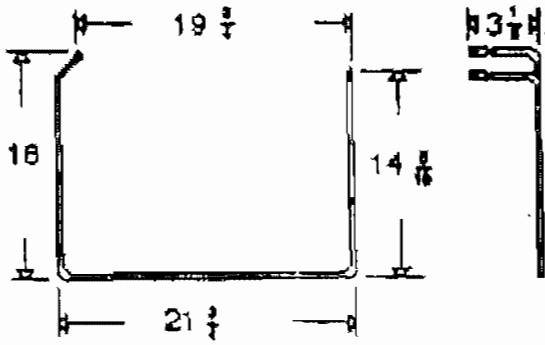


RC103 120V 825W
 RC273 240V 1600W

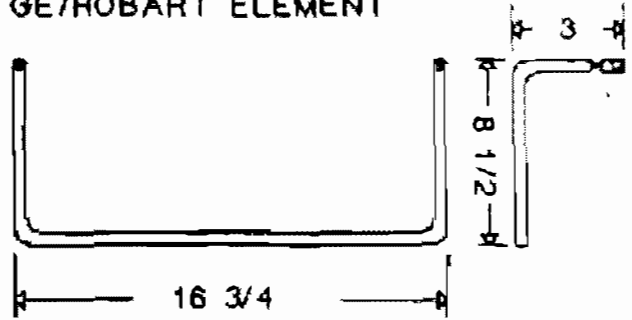


PLEASE SPECIFY VOLTS & WATTS

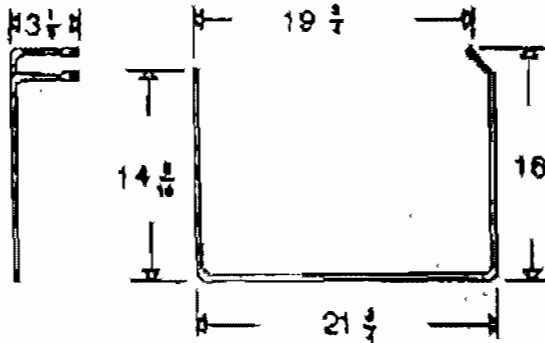
RC11X73 208V 1950W
 RC12X74 240V 1950W
 G. E. /HOBART GRIDDLE ELE



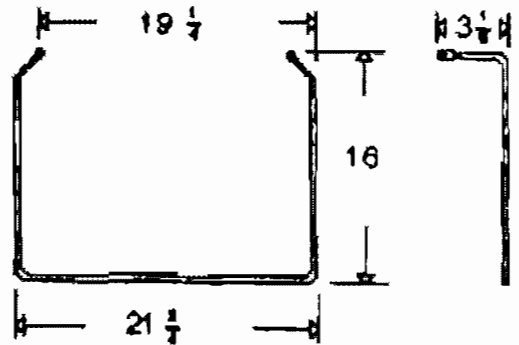
RC11X161 208V 1125W
 RC12X192 240V 900W
 GE/HOBART ELEMENT



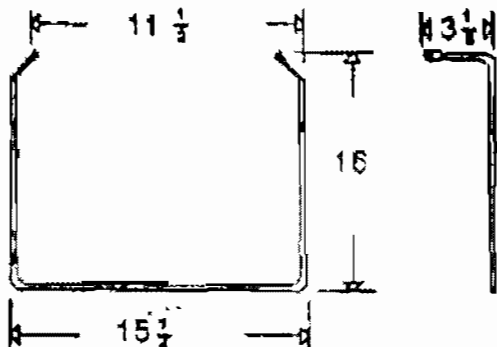
RC11X72 208V 1950W
 RC12X73 240V 1950W
 G. E. /HOBART GRIDDLE ELE



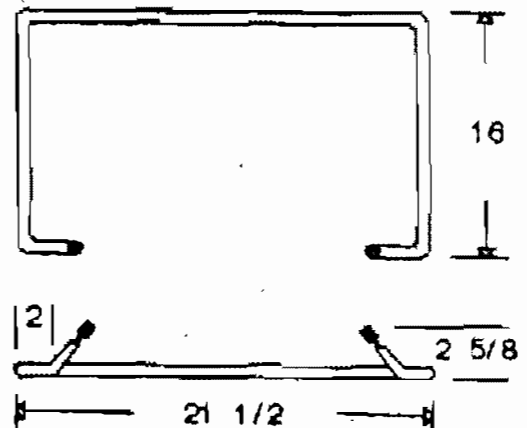
RC11X71 208V 1950W
 RC12X72 240V 1950W
 G. E. /HOBART GRIDDLE ELE



RC11X39 208V 1900W
 RC12X40 240V 1900W
 G. E. /HOBART GRIDDLE ELE

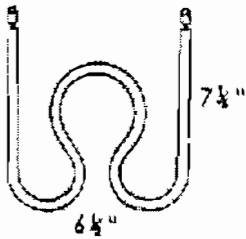


RC11X8 208V 2100W
 RC12X8 240V 1800W
 GE/HOBART ELEMENT



RC96X39 240V 1750W
RC96X39 120V 1000W

GE



342027-3 GE/HOBART
Oven Thermostat

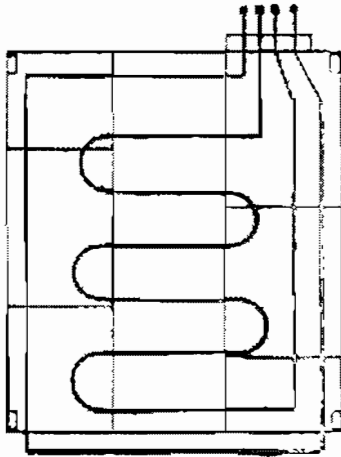


347179-1 FRYER GE/HOBART
347181-1 OVEN



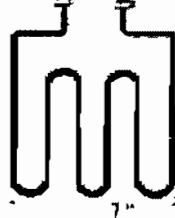
OLD DUD REQUIRED

RC11X162 GE HOBART
208V 3100W
Model CN25C CN29C
Bottom Oven Element



CUSTOMER MUST SUPPLY OLD RACK

RC422 14" 7" 14"



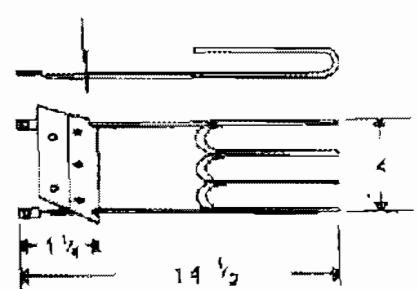
650823
120V 1500W GE40908020

GE/HOBART


RC033-240 240V 3200W
RC033-208 208V 3000W



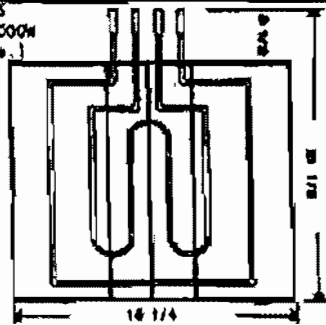
RC040 240V 2000W G.E.



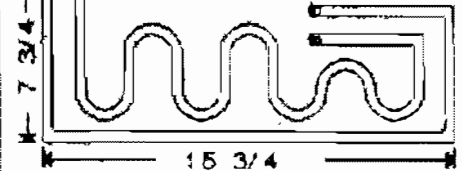
RC347252-1 240V 3000W / 208V 2250W
GE REEL OVEN ELE.



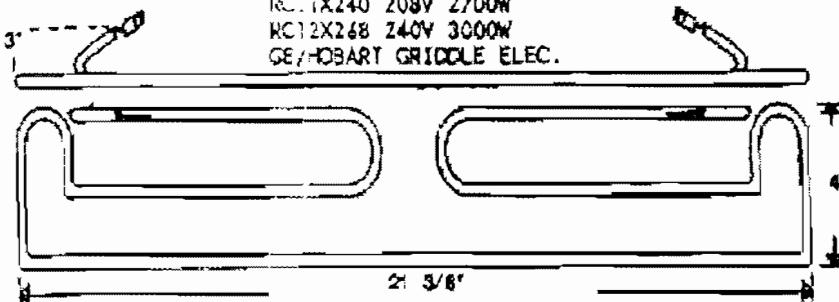
RC12X35
240V 1000W
(Eq. Ele.)



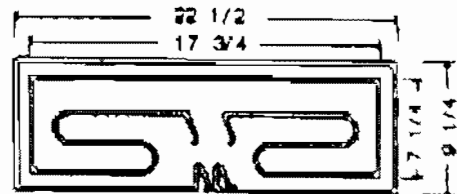
RC12X34 ENDS UP
RC12X36 ENDS DOWN
BOTH 240V 3000W



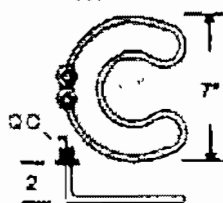
RC11X240 208V 2700W
RC12X248 240V 3000W
GE/HOBART GRIDDLE ELEC.



GR/HOBART
RC12X2 OUTER ELE 240V 3000W
RC12X3 INNER ELE 240V 3000W



PARTNO GENESIS#1
GENESIS DISTILLER ELE.
120V 900W




RC405 GLEENWOOD

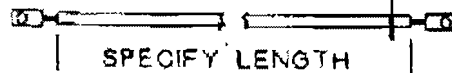


240V 3000W

RC708730 GRILL ELE
240V 2250W



HATCO WARMER ELEMENTS



| | | | |
|-------------|----------------|------|-------|
| RC02-08-126 | SHEATH 13½" | 120V | 350W |
| RC02-08-031 | SHEATH 13½" | 120V | 250W |
| RC02-08-001 | SHEATH 19½" | 120V | 350W |
| RC02-08-101 | SHEATH 19 5/8" | 120V | 500W |
| RC02-08-301 | SHEATH 20" | 120V | 600W |
| RC02-08-026 | SHEATH 21½" | 120V | 600W |
| RC02-08-127 | SHEATH 25½" | 120V | 900W |
| RC02-08-203 | SHEATH 32" | 120V | 475W |
| RC02-08-104 | SHEATH 32" | 120V | 800W |
| RC02-08-214 | SHEATH 35½" | 120V | 850W |
| RC02-08-107 | SHEATH 38" | 120V | 850W |
| RC02-08-010 | SHEATH 44½" | 120V | 825W |
| RC02-08-110 | SHEATH 44½" | 120V | 1100W |
| RC02-08-212 | SHEATH 48" | 120V | 350W |
| RC02-08-125 | SHEATH 50" | 120V | 1000W |
| RC02-08-013 | SHEATH 56½" | 120V | 1000W |
| RC02-08-113 | SHEATH 56 3/4" | 120V | 1500W |
| RC02-08-032 | SHEATH 61½" | 120V | 1160W |
| RC02-08-132 | SHEATH 62" | 120V | 1500W |
| RC02-08-016 | SHEATH 67½" | 120V | 1275W |
| RC02-08-116 | SHEATH 73" | 120V | 1800W |
| RC02-08-022 | SHEATH 92" | 120V | 1800W |

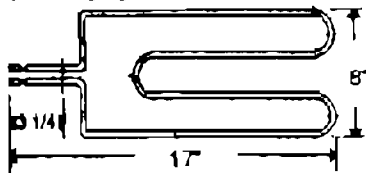
| | | | |
|-------------|----------------|------|-------|
| RC02-08-103 | SHEATH 20" | 240V | 500W |
| RC02-08-106 | SHEATH 32 1/8" | 240V | 800W |
| RC02-08-109 | SHEATH 38½" | 240V | 1000W |
| RC02-08-112 | SHEATH 44" | 240V | 1100W |
| RC02-08-024 | SHEATH 92" | 240V | 2000W |

| | | | |
|-------------|----------------|------|-------|
| RC02-08-102 | SHEATH 20 1/8" | 208V | 675W |
| RC02-08-128 | SHEATH 25½" | 208V | 650W |
| RC02-08-105 | SHEATH 32 1/8" | 208V | 800W |
| RC02-08-111 | SHEATH 44 3/4" | 208V | 1100W |
| RC02-08-130 | SHEATH 50" | 208V | 1050W |
| RC02-08-014 | SHEATH 55½" | 208V | 1050W |
| RC02-08-114 | SHEATH 56" | 208V | 1500W |
| RC02-08-117 | SHEATH 67½" | 208V | 1875W |


HATCO BOOSTER ELEMENTS

| | | | | | |
|-------------|------|-------|-------------|------|-------|
| RC02-04-400 | 208V | 4000W | RC02-04-500 | 208V | 5000W |
| RC02-04-401 | 240V | 4000W | RC02-04-501 | 240V | 5000W |
| RC02-04-450 | 208V | 4500W | RC02-04-700 | 208V | 7500W |
| RC02-04-451 | 240V | 4500W | RC02-04-703 | 480V | 7500W |

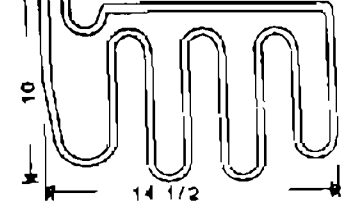
RC1040B 120V 1500W (6" wide)
RC174 120V 1500W (8" wide)
GRILL ELEMENT



RC65073B GRILL ELE.
240V 3500W

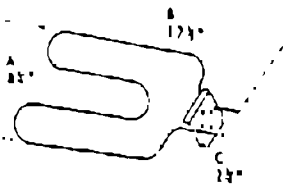


RC208 240V 2500W
GRILL ELE.



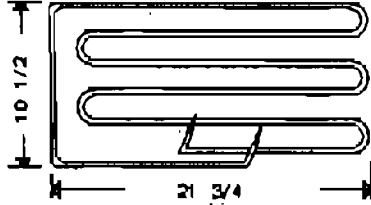
RC1201500

GRILL ELEMENT




120V 1500W

RC315-2034 240V 5350W
GRIDDLE ELE.

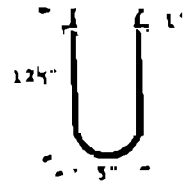


RC5955B 208V 3000W
GRIDDLE ELE



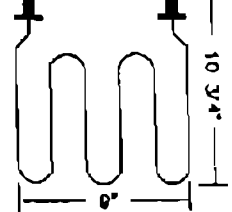
RC269

GRIDDLE



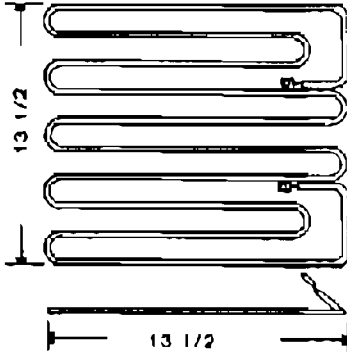
120V 1000W 1-87101B

RC224

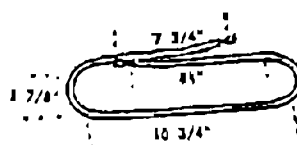


GRISWOLD BROILER
240V 3000W

RC5315
GRIDDLE ELE
240V 4000W



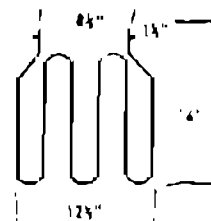
RC311-1592
HEATSEAL



Model 104

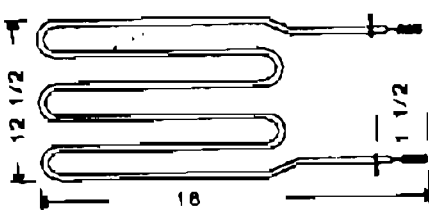
120V 515W

RC339B HELO SAUNA



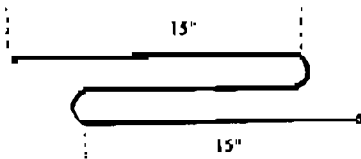
208V 3000W

RC339A 240V 3000W
RC339B 208V 3000W
HELO SAUNA ELEMENT



RC22-171 IDEA

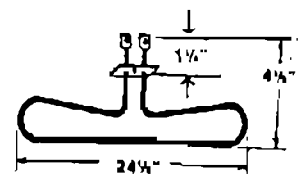
Food Warmer



120V 900W

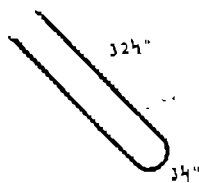
RC009

INDECO



120V 1500W

RC006 INDECO



240V 1600W

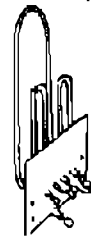
#J10869N

JEFFCO HAIR DRYER
ELEMENTS

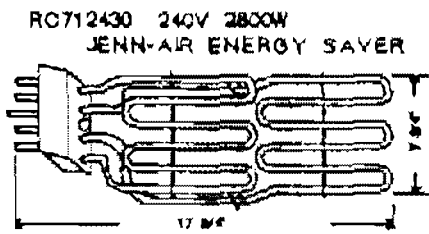


Model K2
110V 750W

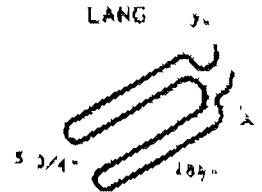
#K15004



Model K5
120V 1100W

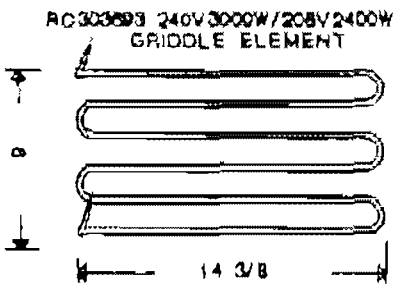


TOTAL 5KW




RC1101-021 240V 2000W RC1101-009 208V 2100W
RC1101-013 120V 2000W RC1101-023 480V 2000W

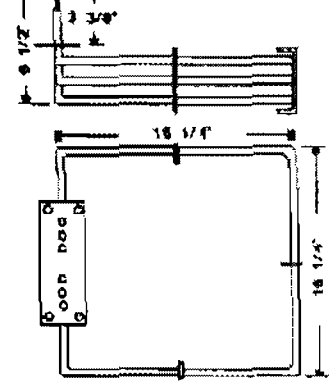
RC1101-010 208V 3000W
RC1101-022 240V 3000W
RC1101-024 480V 3000W



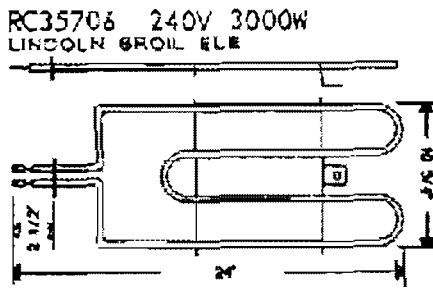
LANG JET 12 GRIDDLE
RIGHT SIDE SHOWN
RC1103-021 208V 2700W
RC1103-022 250V 3600W
LEFT SIDE
RC1103-018 208V 2700W
RC1103-019 250V 3600W



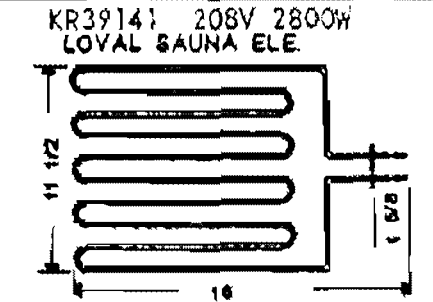

LANG OVEN ELE.
RC11093-12 208V 11000W



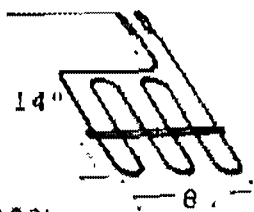
ALSO AVAILABLE
RC11090-13 240V
RC11090-14 480V



RC353000 208V 2240W
LINCOLN WEAREYER BROILER




RC199 MAJESTIC
CHARGRILL

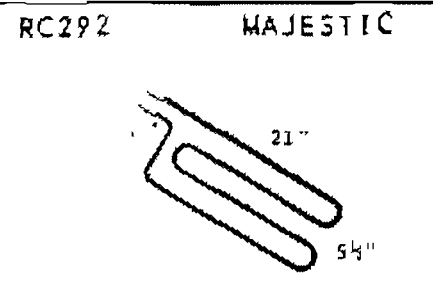


240V 3000W

RC411 MAJESTIC




240V 3600W



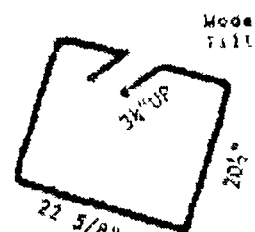
240V 3000W

RC10-5407 MARKET FORGE
RC10-5408
RC10-5409

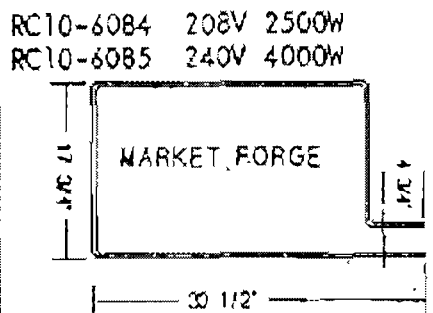


RC10-5407 240V 2800W / 208V
RC10-5408 240V 1600W 2100W
RC10-5409 480V 1600W

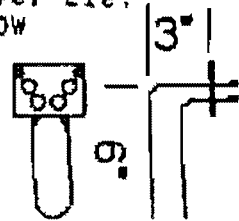
RC10-6865 MARKET FORGE



240V 3200W

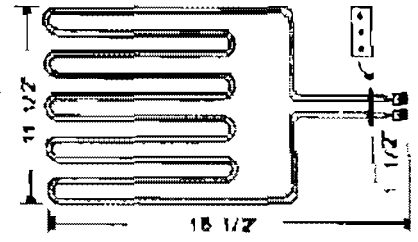


RC1222-5
Hair-Dryer Ele.
120V 850W



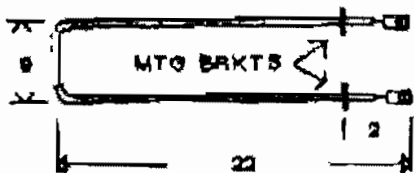
MOELAIRE

KP24428 240V 3600W
METOS SAUNA ELE.




PLEASE SPECIFY VOLTS & WATTS

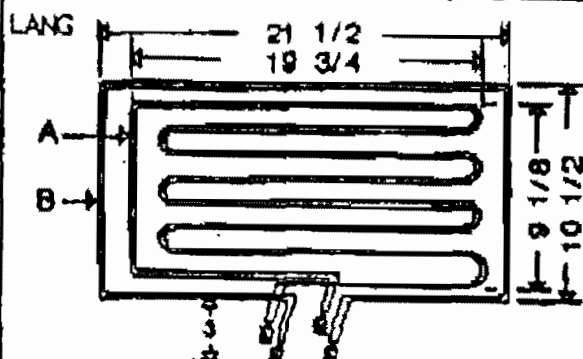
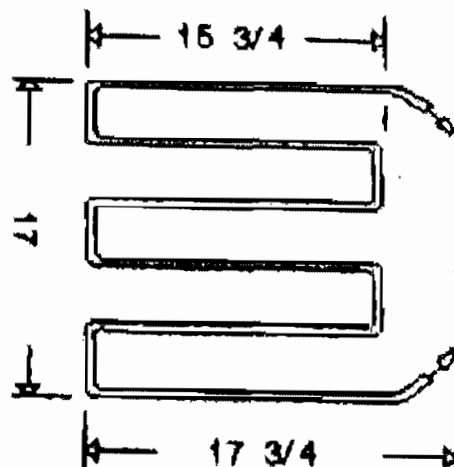
DB-01 240V 450W
MERC0 ELEMENT




DB-02 240V 700W
MERC0 ELEMENT



RC501907 120V 300W
MARSHALL AIR



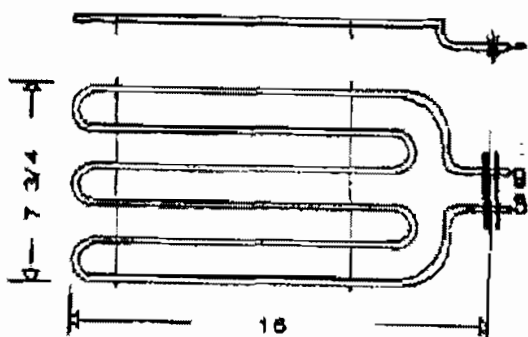
RC72295 240V 2400W
PROOPER ELE.



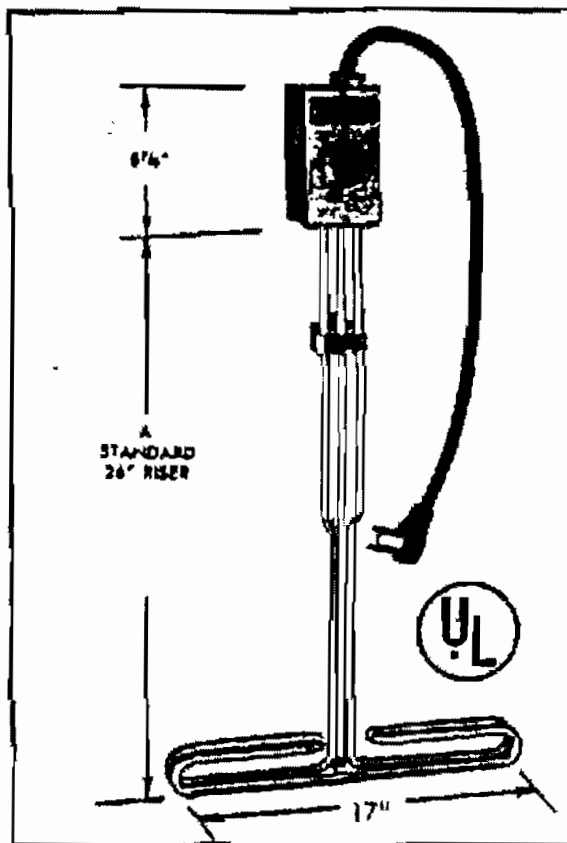
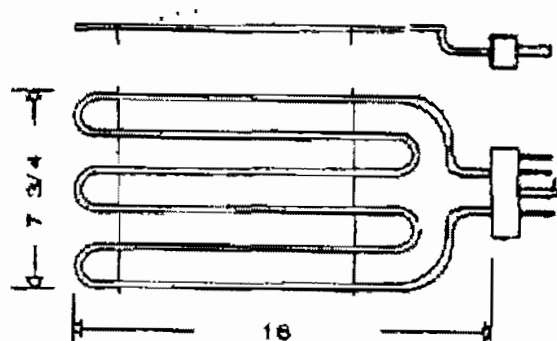
| PART NO. | VOLTS | WATTS | |
|------------|-------|-------|---|
| RC1103-029 | 240 | 5991 | A |
| RC1103-030 | 208 | 1491 | B |

HOT WATER BOOSTER

ROB105 JENN-AIR GRILL
HINGED--240V 2800W/208V 2100W



RO700491 JENN-AIR GRILL
240V 2800W/208V 2100W



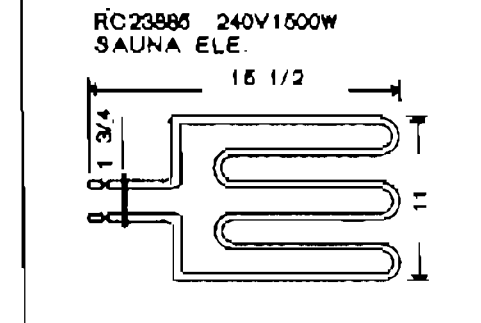
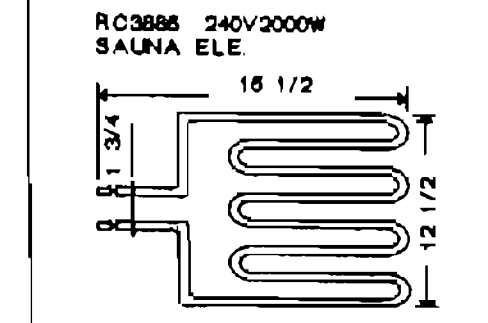
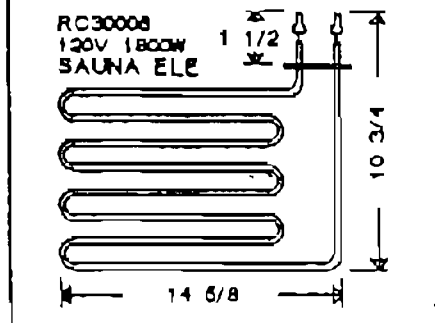
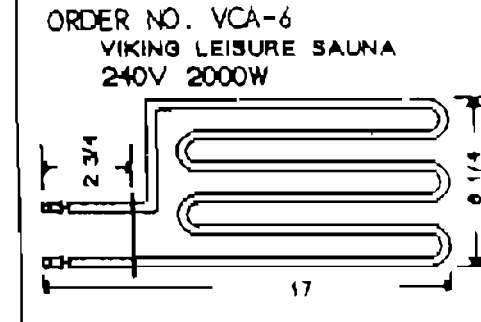
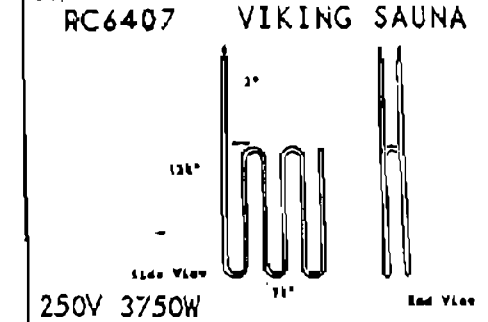
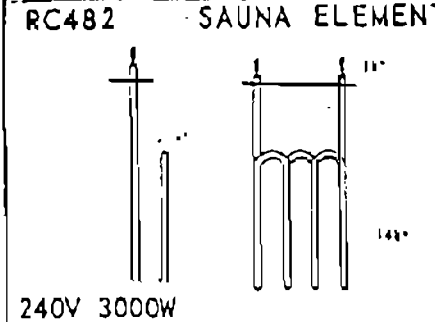
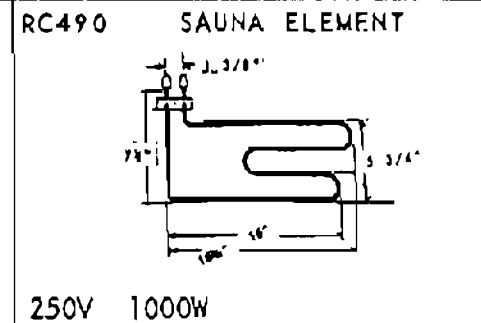
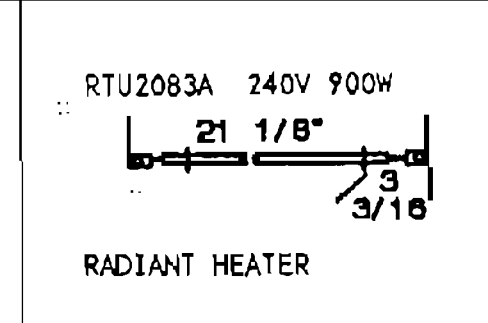
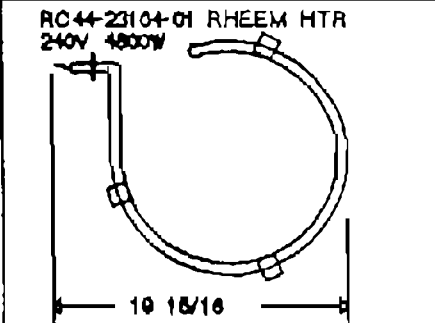
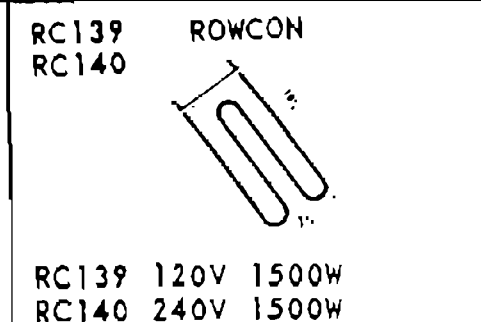
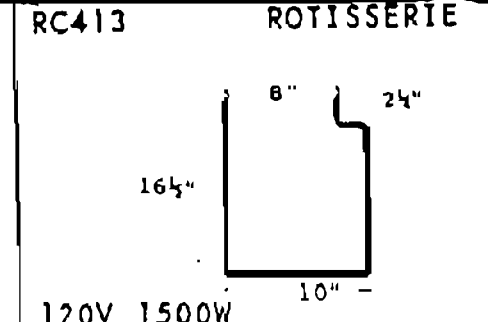
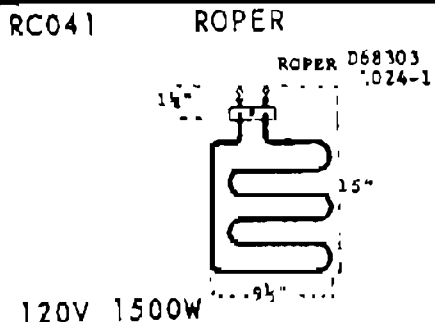
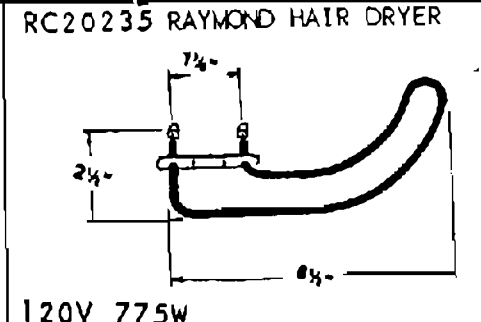
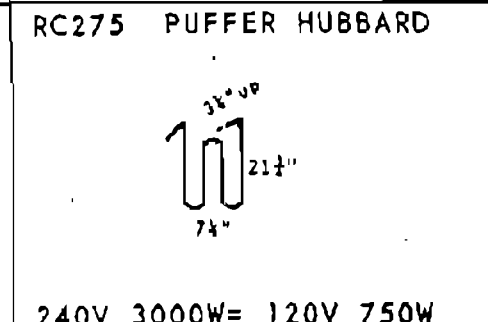
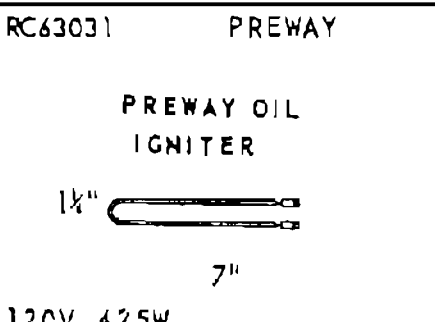
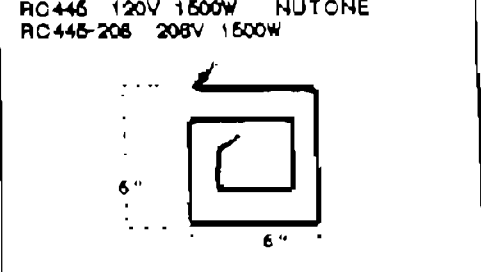
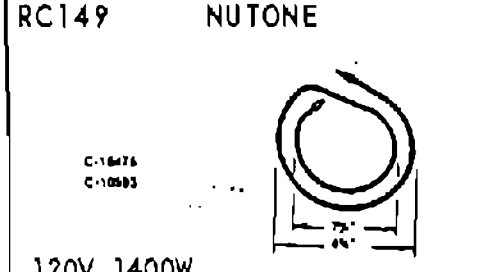
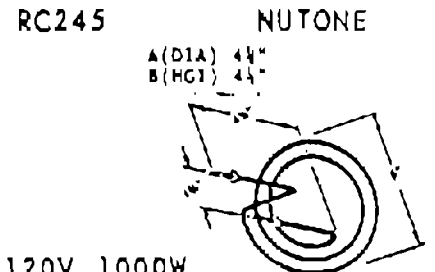
STANDARD FEATURES:

- No installation tools required.
- Indicating knob and pilot light.
- Portability permits complete cleaning of compartment.
- Adjustable for various compartment depths.
- Temperature range of 60 - 220° F.
- Three conductor cord for wire polarized plug.
- All heat in lower portion permitting low solution levels.

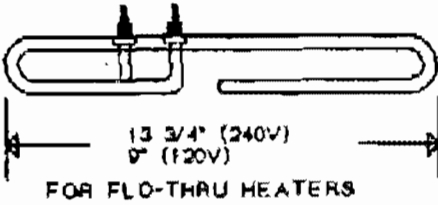
Specify Voltage

PART NO.
OTS-604 (240V 6000W)
OTS-608 (208V 6000W)

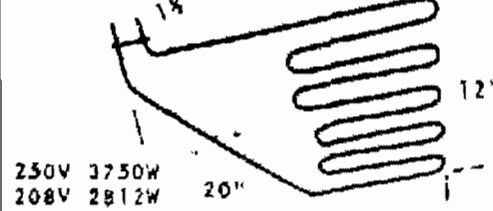
G4100024- 2 BLADES
G4100007- 3 BLADES



6-FLO (310V8000W)
 7-FLO (120V1500W)



RC613102 ORIGINAL MADE IN ENGLAND



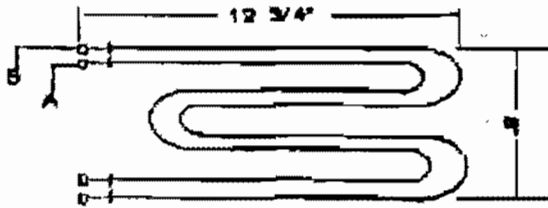
SAVORY



RC12126 208V 1200W
 RC12116 240V 1000W
 RC12463 120V 1200W
 RC21103 240V 1185W / 208V 890W

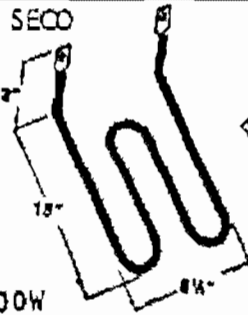
PARTS TO FIT SAVORY
 POP DOWN TOASTER
 MODEL PD4

RC17-12 51099 104V328W
 RC18-12 51098 120V328W

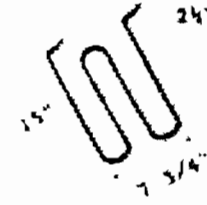


"A" RC41102 208V 1200W RC41023 120V 1000W
 "B" RC41103 208V 1200W RC41024 120V 1000W
 SAVORY

RC172

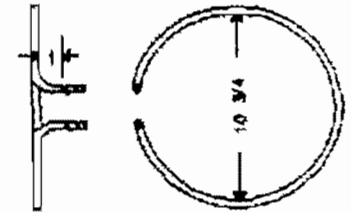


SECO

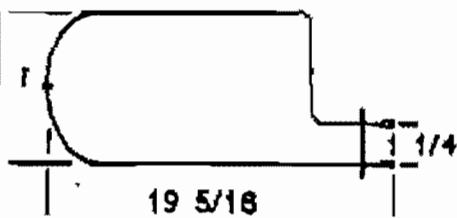


RC113-240 240V 1000W
 RC113-208 208V 1125W

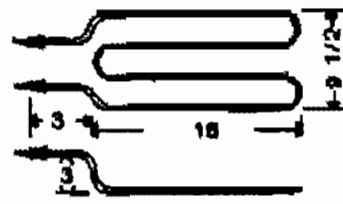
RC113099 240V 500W
 SECO PLATE WARMER



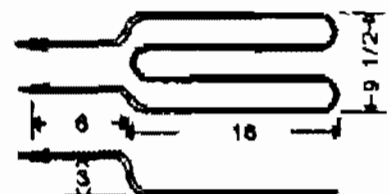
RC156570 120V 500W
 RC156575 240V 750W 208V 565W
 HUSSMANN/SECO



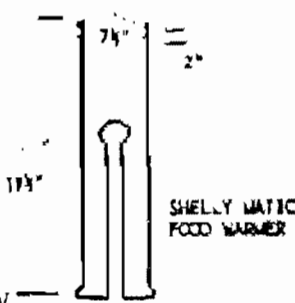
RC011714 240V 3000W
 SECO ELEMENT



RC0111601 240V 3000W
 SECO ELEMENT



RC34950



RC58867 SIGNODE POWER
 STRAPPING MACH.




120V 600W
 Used By Brick Mfg.

SECO
 PROOFING CABINET



RC8546-240 240V1200W
 RC8546-120 120V1200W 20 1/2"

RC8891 SINGER HTR
 240V 1250W




RC258
 RC248 STANLEY KNIGHT
 STEAM TABLE ELEMENT

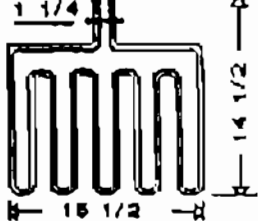


RC258 240V 1600W
 RC248 120V 825W

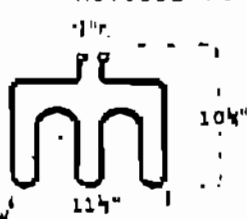
RC8748 120V 1000W
 VITAMASTER SAUNA



SAUNA-1 240V 5300W
SAUNA ELEMENT

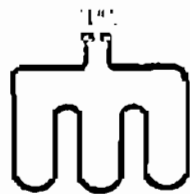


RC328 STANTHONY
ROTISSERIE



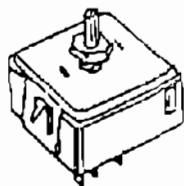
250V 2500W

RC327 STANTHONY



240V 2800W

RC6402 120V STAR
RC6403 240V



Switch

STAR
Char-Grill Element
Model # 155A



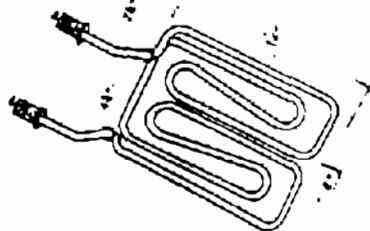
RC7947 240V 600W
RC7948 208V 600W

RC451 STAR



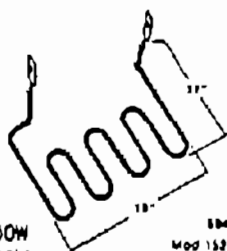
120V 1000W Ferrule fitting

RC6362 STAR



208V 5500W Model 115A

STAR




RC342 240V 3400W
RC342A 208V 4000W

1000
Mod 152R

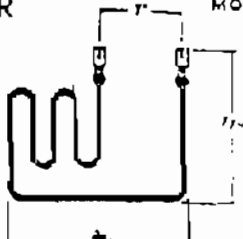
STAR

#Y1251
THERMOSTAT
HOT DOG
COOKER



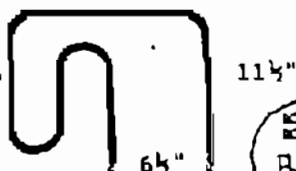
MODELS 355,36

STAR Model #36



RC2708-120 120V 1500W
RC2708-208 208V 1500W

RC283 Stud STAR Model 355
RC283A Eyelet HOT DOG COOKER
14"



RC283 120V 1000W
RC283A QC 120V 1000W



STAR MODELS 355 & 36



KNOB # 7885
SWITCH - FOR ON & OFF SWITCH
SPECIFY SERIAL NUMBER.

RC8004 COMPRESSION
NUT



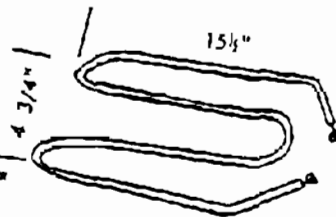
RC8004 (Supplied With)
Compression Nut With
Break Away Ferrule For
Use With RC283 & RC2708



RC2865 "0" RING
USED W/ RC6366

RC6366 (Like RC283 except Bulk Head Fittings)

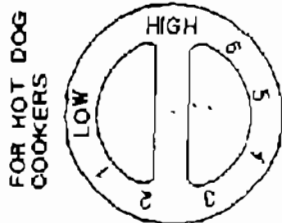
STAR HOT DOG BROILER
MODELS 174 * & 175



MODEL 174 *
4 X 8 1/2
MODEL 175
4 3/4 X 15 1/2


| PART NUMBER | WATTS | VOLTS |
|-------------|-------|-------|
| RC1632 | 1500W | 120V |
| RC2435 | 1600W | 240V |
| RC5313 | 1000W | 120V |
| RC5314 | 1000W | 240V |

PART NO 7885
STAR KNOB




FOR HOT DOG
COOKERS

(Inner) STAR GRIDDLE MODELS 351 & 352 (Perimeter)




RC9318 240V 2250W
RC9319 208V 2250W



RC9320 240V 1750W
RC9321 208V 1750W

STAR-GRIDDLE MODEL 154, 56-150

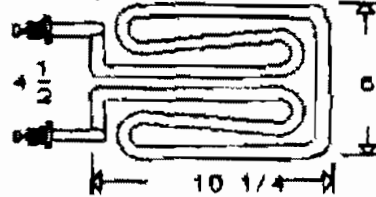


RC6534 240V 4000W
RC6535 208V 4000W

Y6213 115V STAR
POPCORN POPPER



Y5555 (OLD #7344)
208V 4000W
STAR FRYER ELE.

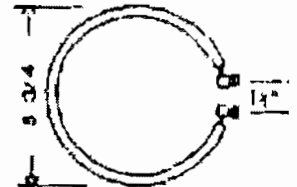


Y5592 STAR POPCORN
POPPER

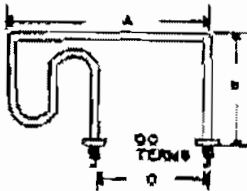


120V 1420W

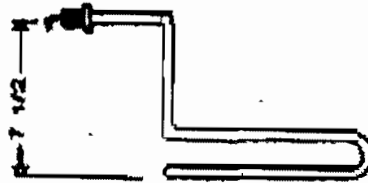
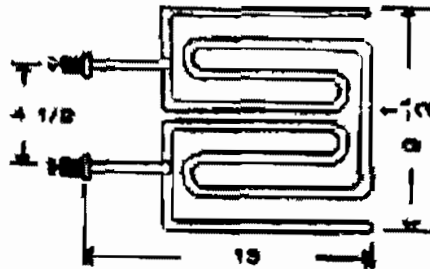
Y4306 120V 50W
STAR WARMER ELE



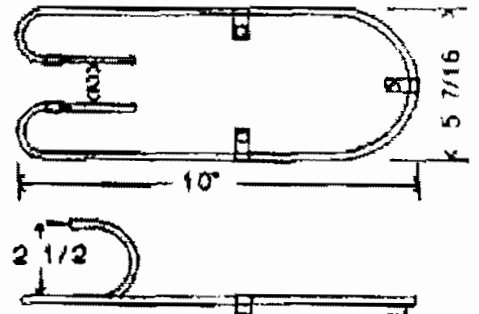
RC7328 STAR ELE. 120V 1500W
A-16" B-14" C-9"
RC6366 STAR ELE. 120V 1000W
A-14" B-10" C-6 1/2"



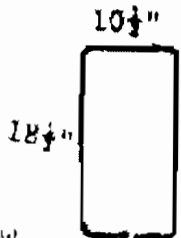
Y5653 240V 6000W
STAR FRYER ELEMENT



STAR METAL STEAM
TABLE ELEMENTS



RC204 STAR MASTER

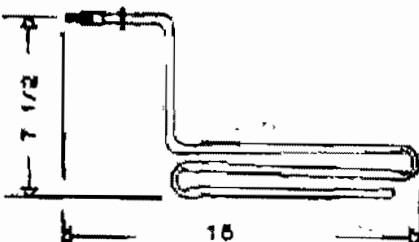



120V 1000W

MOD.#123

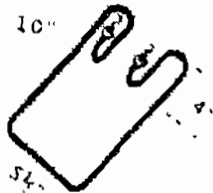
| PART # | VOLTS | WATTS |
|--------|-------|-------|
| RCB523 | 208 | 750 |
| RCB524 | 240 | 750 |
| RCB525 | 208 | 1000 |
| RCB526 | 240 | 1000 |

FEL-1 240V 6000W 12 1/4" WIDE
FEL-2 208V 5000W 12 1/4" WIDE
FEL-3 208V 4800W 8" WIDE

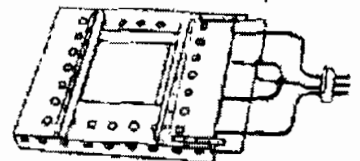


RC274 240V 1000W
RC274B W/Bracket

STAR METAL



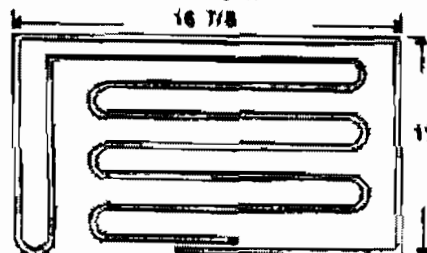
SR200 TEXAS BRAND
SMOKEROASTER
(ELEMENT ONLY)



250V 3000W


Block
SR32209

RC8711 208V 4000W
RC8714 240V 4000W



TOASTMASTER

RCB602 480V 4100W
RCB603 240V 4100W
RCB604 208V 4100W



TOASTMASTER

RC190 TOASTMASTER

240V 3000W

TOASTMASTER

A-RC20M1E33 240V 3000W
 A-RC20M1E1 208V 2250W
 A-RC20M1E30 480V (Outer)
 "M" Series
 B-RC20M1E32 240V 3000W
 B-RC20M1E5 208V 2250W
 B-RC20M1E31 480V (Inner)

TOASTMASTER

RC361-240 240V 3000W
 RC361-208 208V 3333W 23 1/2"

RC2315-051 TOASTMASTER

3" up
 115V 1500W

RC6315-007 TOASTMASTER

3" up
 240V 2800W / 208V 2100W

TOASTMASTER

RC340 208V 5300W
 RC340A 240V 5300W
 RC340B 480V 5300W

RC4301 TOASTMASTER

120V 1500W

RC20B2E36 (OUTER)
 480V 950W

TOASTMASTER

TOASTMASTER FOOD WARMER ELEMENT

MODEL TMS
 TMS
 120V 500W

RC098 TOASTMASTER

240V 3000W

RC20B2E37 (INNER)
 480V 950W

PART NO F17EB
 TOASTWELL
 SANDWICH TOASTER
 120V 1000W

RC68106 120V 500W
 TOASTWELL

RC6805 240V 1400W
 RC6806 120V 1400W
 TIDORE GRILL ELE.

TYSON METAL

| PARTNO | A | B | VOLT | WATT |
|-----------|---|--------|------|------|
| RC0211-15 | 2 | 17 1/4 | 120 | 250 |
| RC0511-15 | 2 | 17 1/4 | 120 | 500 |
| RC0541-15 | 2 | 17 1/4 | 240 | 500 |
| RC0541-19 | 2 | 21 3/4 | 240 | 500 |
| RC553 | 2 | 21 3/4 | 120 | 1000 |

STRAIGHT ELEMENTS

| PARTNO | LGTH | VOLTS | WATT | TERM. |
|--------|--------|-------|------|-------|
| RC8648 | 28 7/8 | 240 | 1065 | 10-32 |
| RC8686 | 28 1/4 | 240 | 1000 | 10-32 |
| RC8521 | 28 1/2 | 240 | 1150 | 10-32 |
| RC8605 | 32 1/8 | 120 | 160 | 10-32 |


TEXAS BAR-B-Q

TEXAS BAR-B-QUE
 RC103056


240V 1250W

COMMERCIAL TOASTER ELEMENTS

• REPLACEMENTS FOR TOASTMASTER
MODELS ID2 & ID3 MECHANICAL TOASTERS



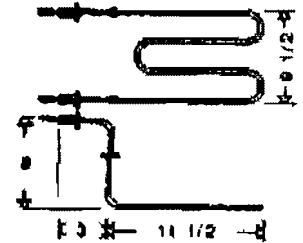
| | OUR P/N | WILL REPLACE | DESCRIPTION | USED ON |
|------------------------------------|----------|--------------|---------------------------|---------|
| TOASTER TIMER REBUILT & NEW | TM52-2 | KID39-9 | 52V315W | ID2-ID3 |
| | TM55-2 | KID39-10 | 55V315W | ID2-ID3 |
| | TM61-2 | KID39-13 | 61V315W | ID2-ID3 |
| | TM104-2 | KID39-17 | 104V325W | ID2-ID3 |
| | TM115-2 | KID39-20 | 115V325W | ID2-ID3 |
| | TM120-2 | KID39-22 | 120V325W | ID2-ID3 |
| OUR P/N RC100-1 NEW-RC150-18 | TM124-11 | 300-1803 | 120V | |
| | TM125-11 | 300-1804 | 104V | |
| | TM131-11 | 300-1805 | (Element For Model TP120) | |



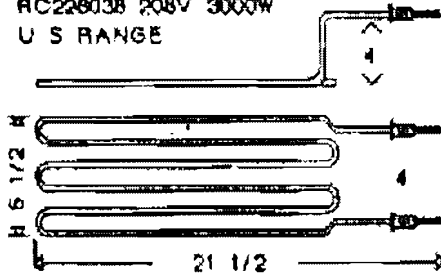
FOR BUN TOASTERS IBB MODELS

| | | | |
|---------|----------|----------|-----|
| RC104-2 | KID39-18 | 104V480W | IBB |
| RC110-2 | | 110V435W | IBB |
| RC115-2 | | 115V480W | IBB |

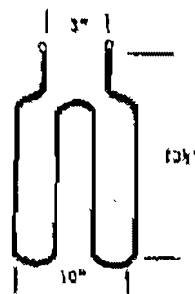
RC50500 120V 1800W
VULCAN SPEEDSTER



RC228038 208V 3000W
U S RANGE



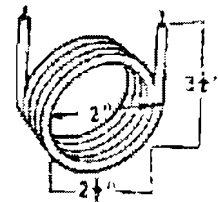
UNITRAY



RC110
240V 1000W

RC001

VENDING MCH.



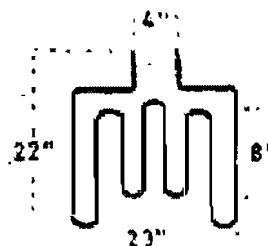
120V 1000W

VOLLRATH WARMER



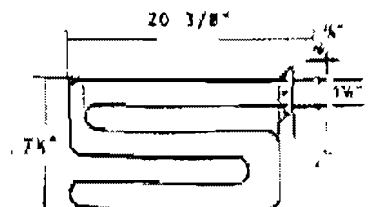
RC24475 120V 515W
RC24471 240V 515W 13 1/2" Total Len.
RC24477-1058 240V 900W

VULCAN HART



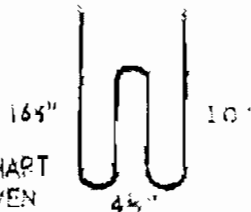
RC004-240 240V 3750W
RC004-208 208V 3975W

VULCAN HART



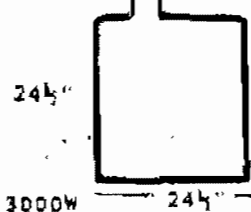
RC111861-1 240V 3600W / 208V 2700W
RC111861-3 480V 4000W

RC111371-1 208V 2250W



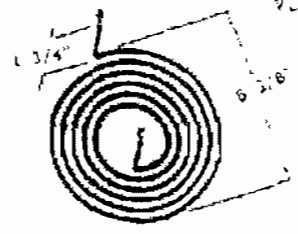
VULCAN HART
CONV. OVEN

RC011 3 VULCAN HART



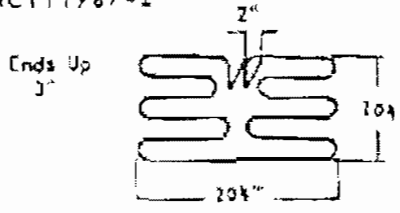
240V 3000W 24 1/2"

VULCAN HART




RC110911-1 208V 2250W
RC110911-2 240V 2000W

RC111967-1 VULCAN HART
RC111967-2




RC111967-1 208V 5300W Gridale Hot
RC111967-2 240V 5300W Plate Flt

RC107012-5 VULCAN HART




240V 3600W

VULCAN HART



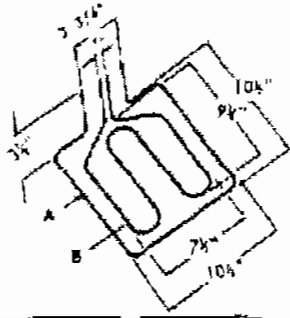
RC335 240V 2400W
RC107774-1 208V 3975W

VULCAN HART



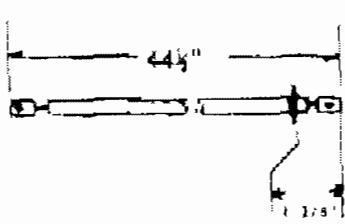
RC153 240V 3000W
DEM 111861-5
RC111861-4 208V 2250W

VULCAN HART

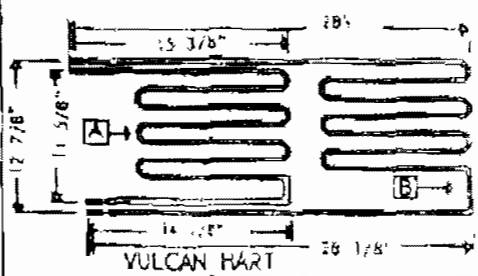


RC211 A-110778-2 1500W 208V
RC211 A-110778-3 1500W 240V
RC210 B-110780-2 1200W 208V
RC210 B-110780-3 1600W 240V

RC42750 x-B VULCAN HART



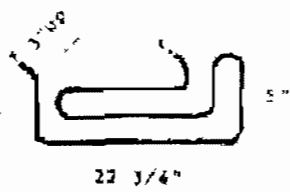
120V 900W



VULCAN HART


| PART NO | VOLT | WATT | A |
|------------|------|------|---|
| RC109286-2 | 208 | 3000 | A |
| RC109286-1 | 240 | 3600 | A |
| RC109286-3 | 4FC | 3000 | A |
| RC109287-2 | 108 | 3000 | B |
| RC109287-1 | 240 | 3000 | B |
| RC109287-3 | 480 | 3000 | B |

RC036 WELLS
RC036

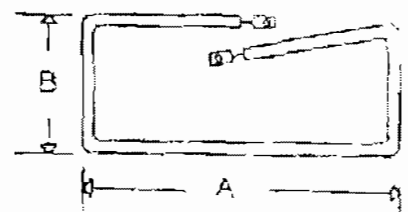


RC036-208 208V3000W #50513
RC036-240 240V3000W #50520

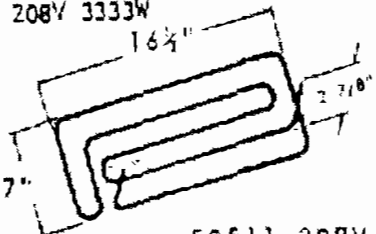
RC017 240V 1600W
RC50496 240V 2500W WELLS
RC8695 208V 3000W



Wells Food Warmer




RC151 250V 3000W WELLS
RC151A 208V 3333W



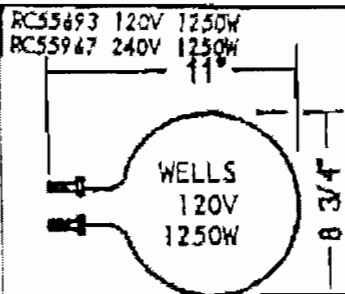
50511 208V
Grill Model G-19 50512 240V

RC50509 WELLS
RC50510



RC50509 250V 3750W
RC50510 250V 5300W/ 208V 3975W

| PART NO | VOLT | WATT | "A" | "B" |
|-----------|------|------|--------|-------|
| RC50485 | 120 | 900 | 13 1/2 | 7 3/8 |
| RC156-120 | 120 | 825 | 15 1/2 | 7 2/8 |
| RC156-240 | 240 | 1000 | 15 1/2 | 7 3/8 |
| RC50386 | 120 | 1000 | 15 1/2 | 7 3/8 |
| RC60406 | 240 | 1200 | 15 1/2 | 7 3/8 |
| RC60464 | 120 | 1650 | 15 1/2 | 7 3/8 |
| RC60566 | 120 | 860 | 10 1/2 | 7 1/2 |



58745C 120V 660W REPLACEMENT COIL
FOR WELLS MODEL FT300 CHEESEMELTER
USE OLD GLASS & INSULATORS

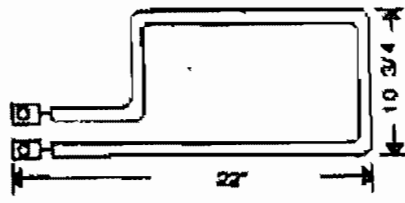


RC54593 WELLS FOOD
RC54594 ** WARMER
RC50572

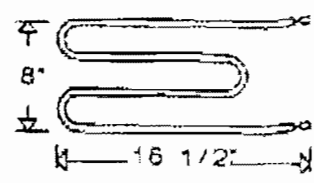


** Robertshaw
3/4" O Shaft
120V 15 Amp


RC50482 240V 450W
WELLS BUN WARMER




WELLS
RC009 240V 1500W (SC)
RC009A 120V 1600W (SC)



RC60456 120V 1500W
RC60457 240V 1600W
WELLS FOOD WARMER

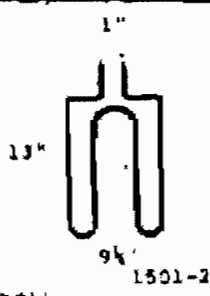


#50374
WELLS
HI-LIMIT SWITCH



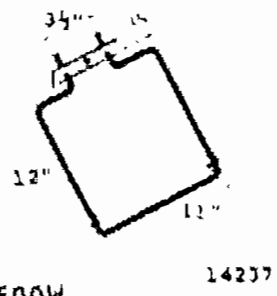
MISCELLANEOUS
ELEMENTS

RC018

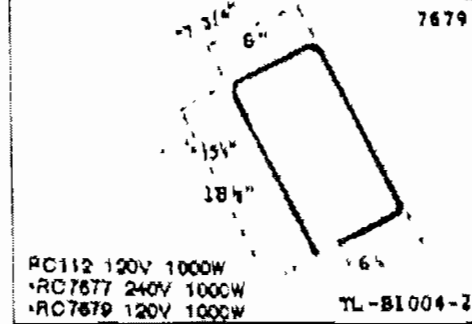


120V 1000W

RC030

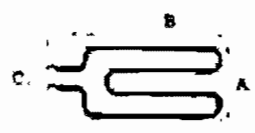


240V 1500W



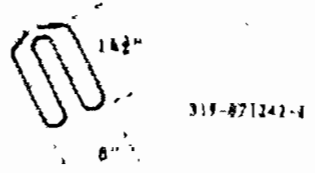
RC112 120V 1000W
RC7677 240V 1000W
RC7679 120V 1000W

RC 034-240V-3000W
RC 142-118V-1500W
RC 150-120V-1500W

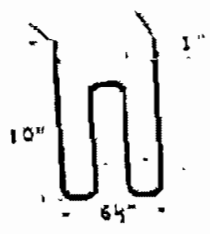


A B C
034-7 1/2"-21"-1"
142-8 1/4"-16 1/4"-1 1/4"
150-8"-19"-1"

RC209 120V 1500W
RC209 240V 1600W



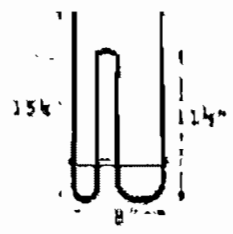
RC114



240V 900W

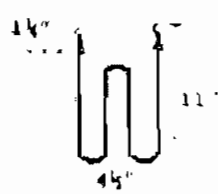
RC144

HEAT PUMP



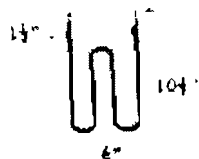
120V 1800W W-41335

RC028 120V 1500W
RC028 240V 1500W



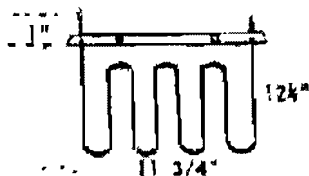
RC164

2612-3 840



240V 900W

RC431



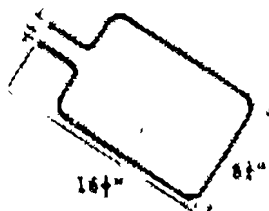
240V 3000W

RC376




240V 3000W

RC351-120 120V 1200W
RC351-240 240V 1000W
RC351B 240V 750W



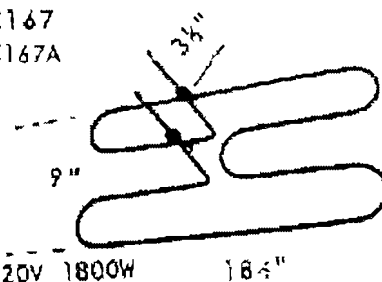
RC429

BUN WARMER



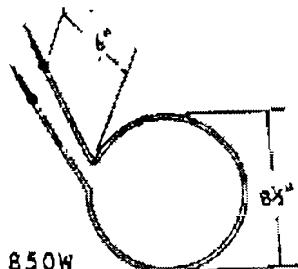
120V 1500W

RC167
*RC167A



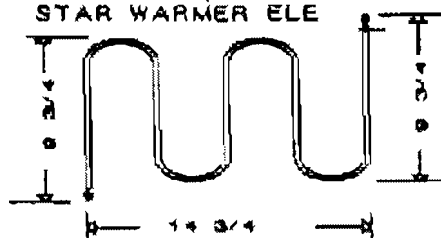
*120V 1800W
240V 3000W

RC120850 PIZZA OVEN

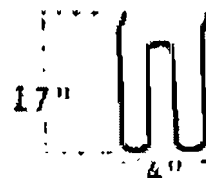


120V 850W

RC7466 120V 1000W
STAR WARMER ELE

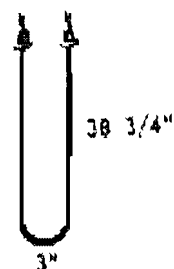


RC166



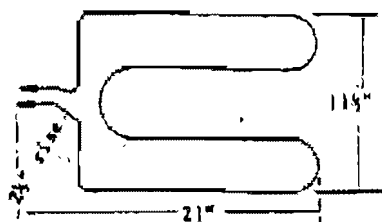
120V 1000W

RC1339



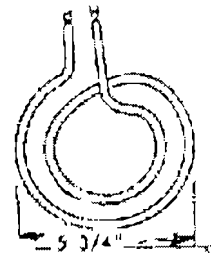
250V 3000W

RC2947

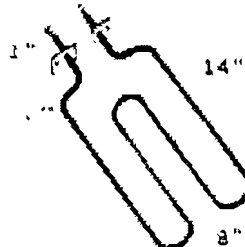


240V 3000W

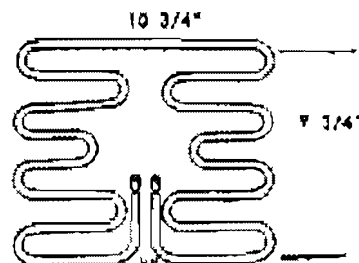
RC50352 240V 450W
RC50353 120V 475W



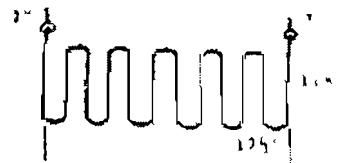
RC309 120V 1000W
RC065 240V 2400W



RC8712 240V 3000W
RC8716 240V 485W



RC146



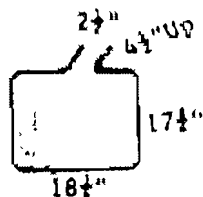
240V 3600W

RC3012E8713



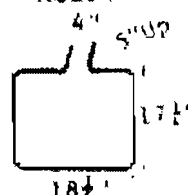
240V 2000W

RC234 USE WITH RC235



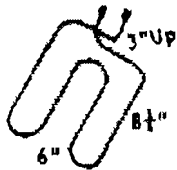
240V 3000W

RC235 USE WITH RC234



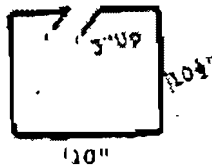
240V 3000W

RC186 Use with 187
FERROD #F595-5



240V 1600W

RC187 Use with 186
FERROD #595

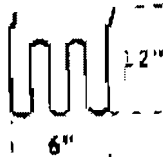


240V 1500W

RC901 120V 1250W
RC902 240V 1500W



RC237



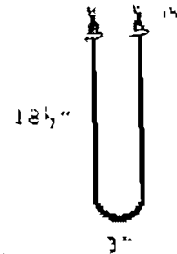
120V 1500W

RC177



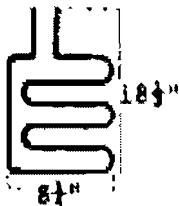
240V 1000W

RC026



120V 1500W

RC143



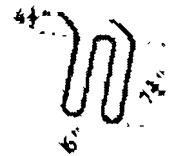
120V 1500W

RC345



240V 2500W

RC346



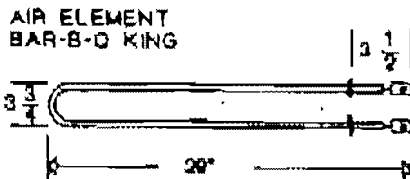
240V 1600W R57-38X758

RC012



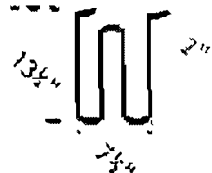
120V 1000W

RC216
RC216 * 1 3/4"



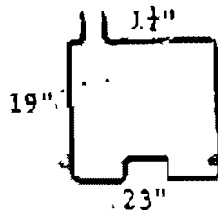
240V 2500W / 208V 1875W

RC197



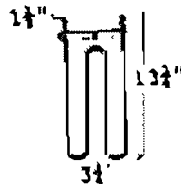
240V 2400W

RC005



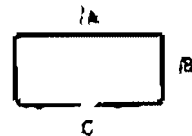
240V 3200W

RC165



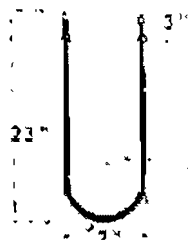
240V 1600W

RC419 120V 1000W
RC426 240V 1500W



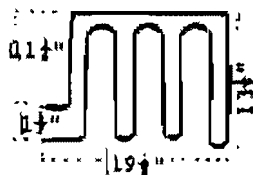
A B C
RC419 17" 4" 3"
RC426 15 1/2" 7 1/2" 1 1/2"

RC025



240V 2400W

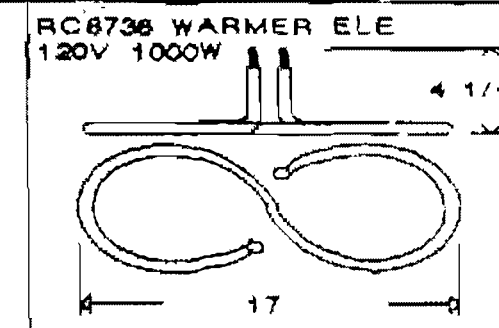
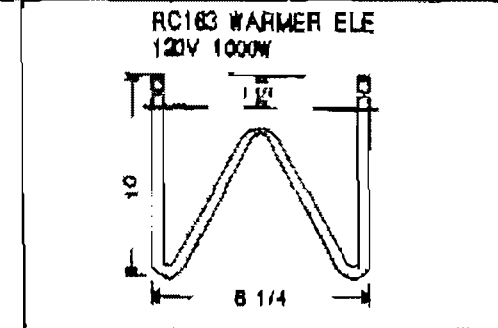
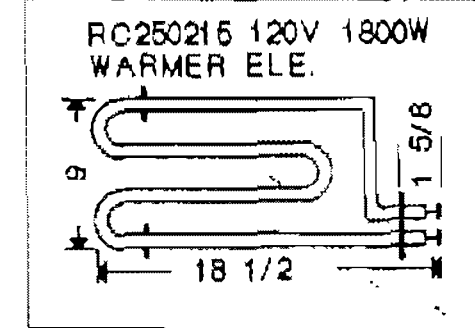
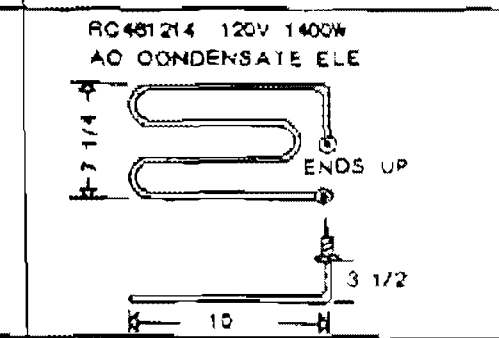
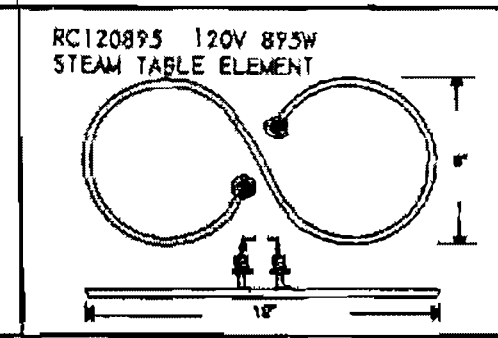
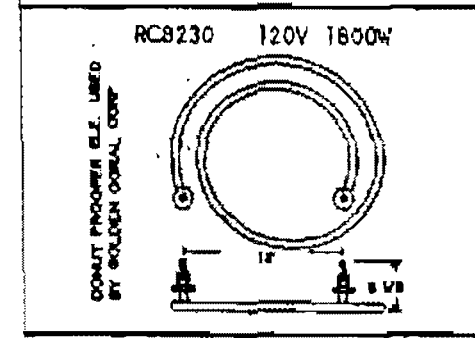
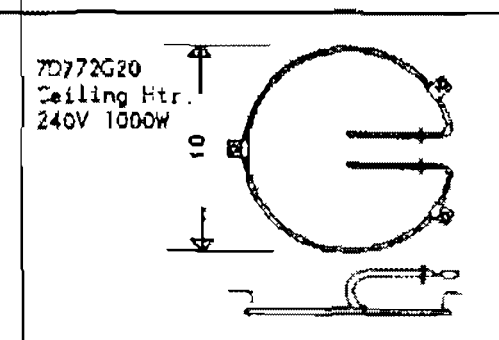
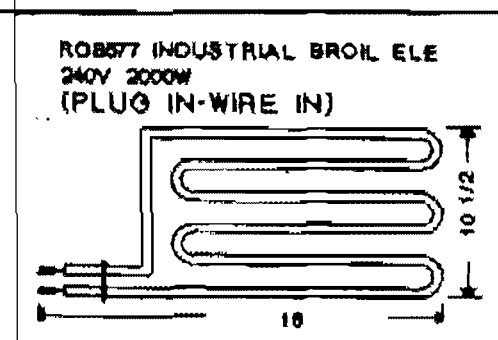
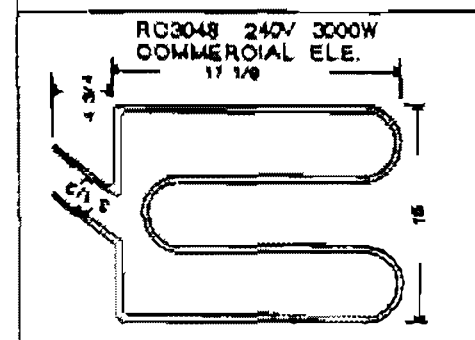
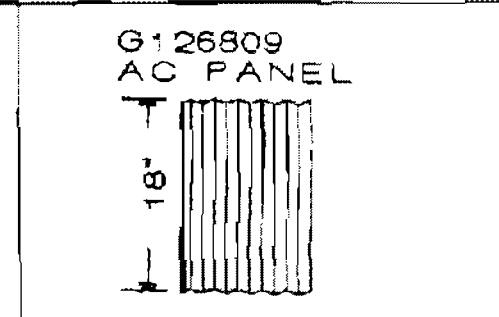
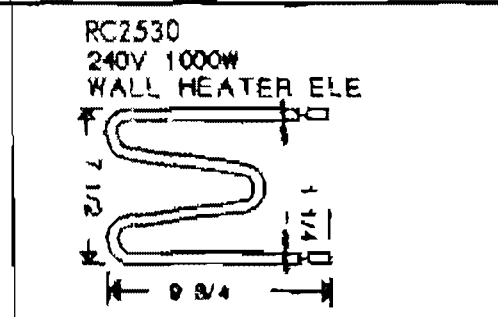
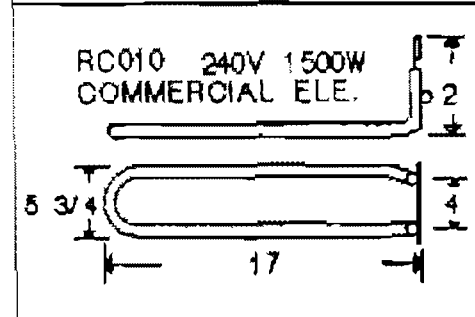
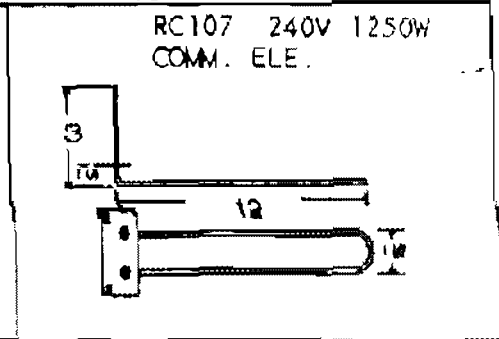
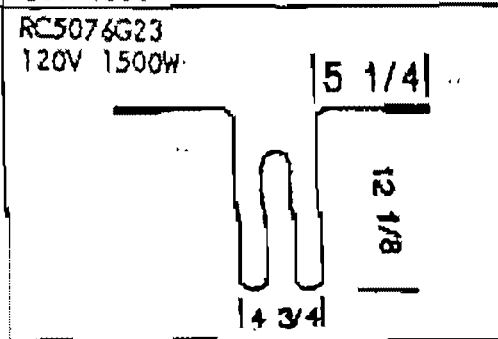
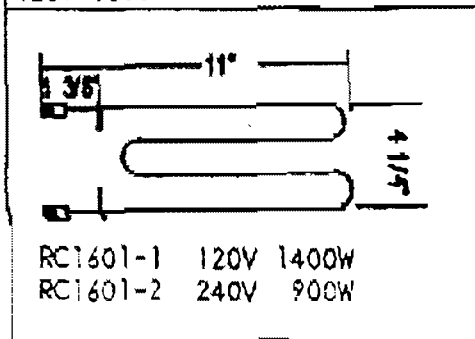
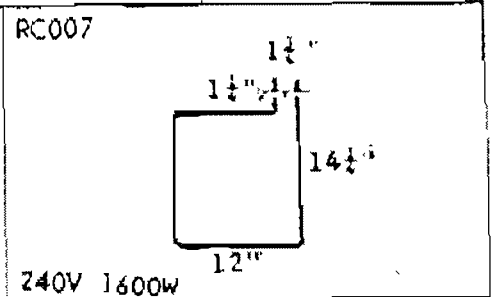
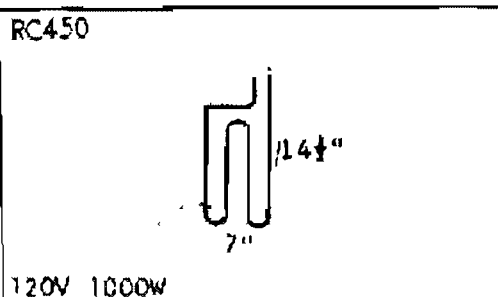
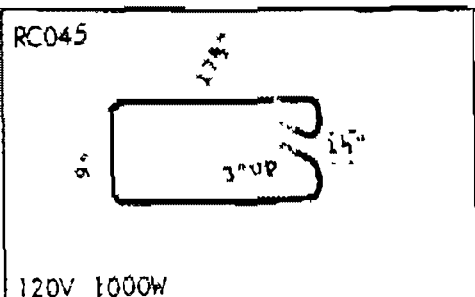
RC122

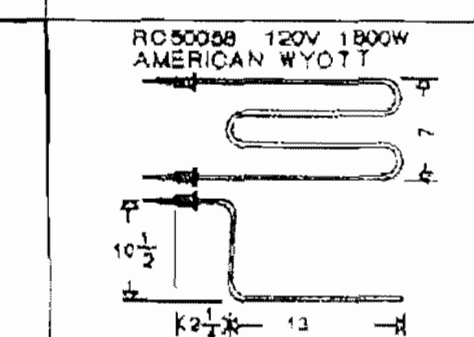
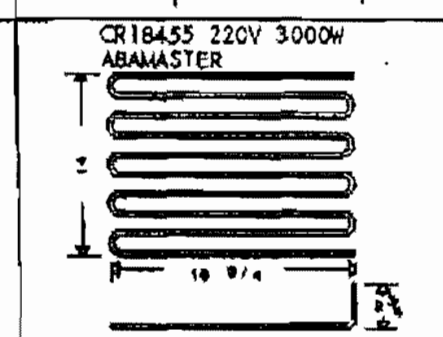
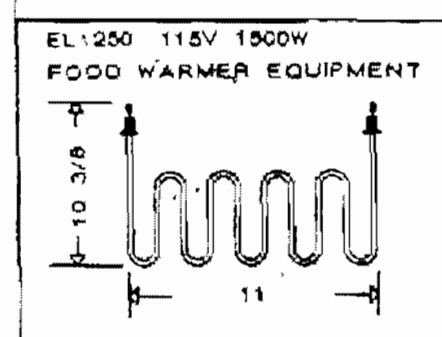
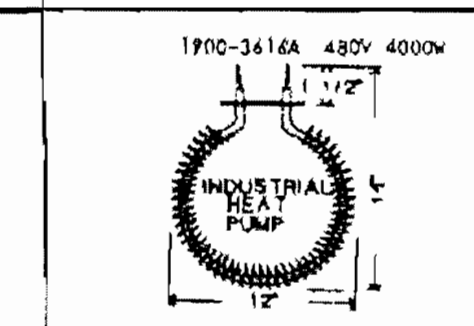
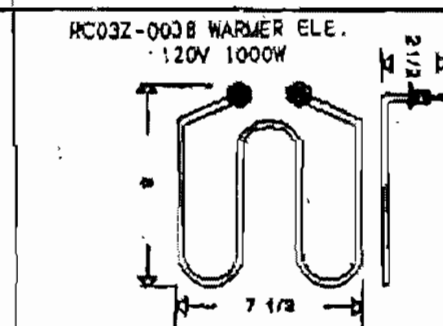
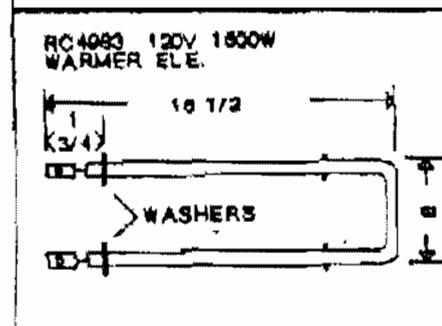
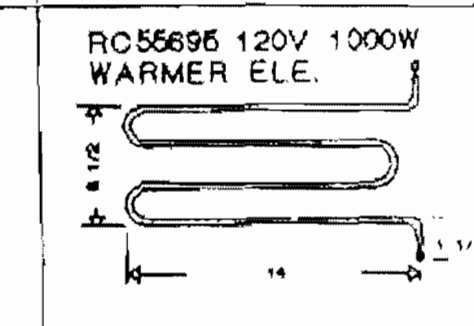
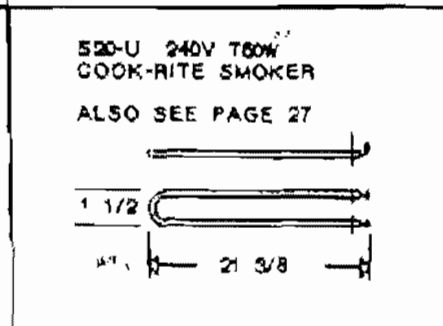
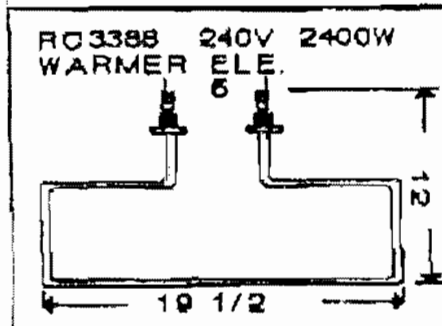
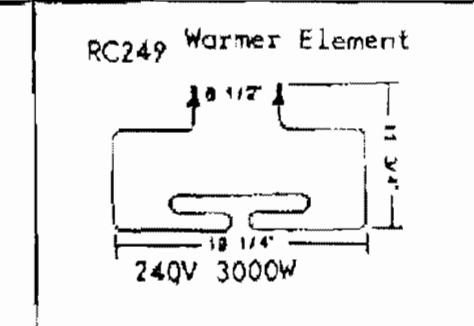
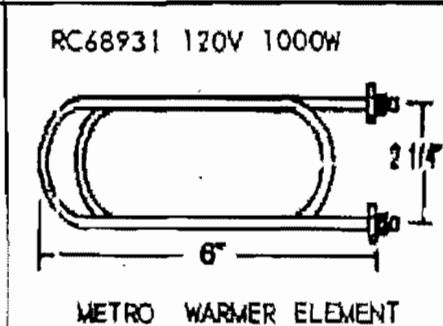
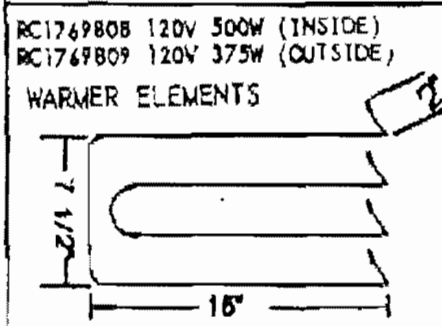
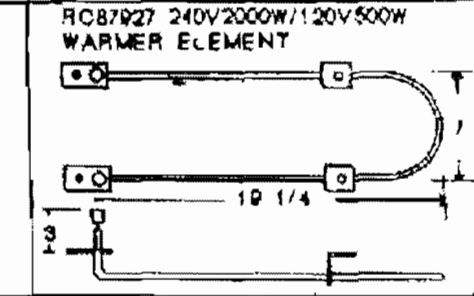
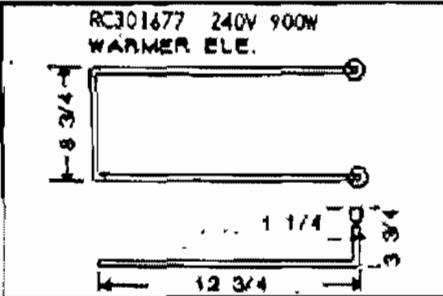
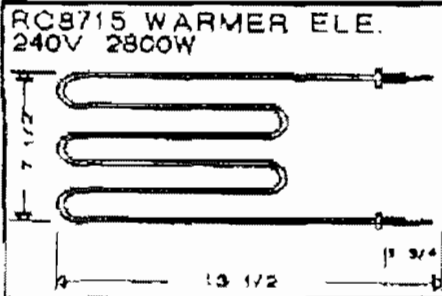


240V 3600W

RC027 120V 1500W
RC027 240V 900W

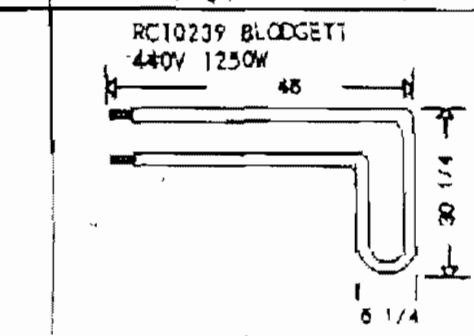
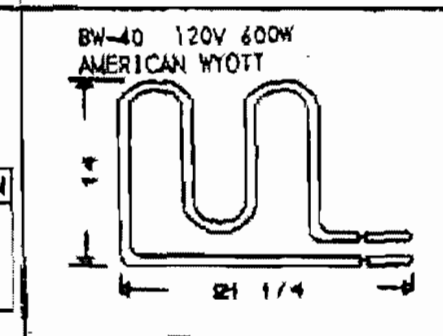







AMERICAN WYOTT

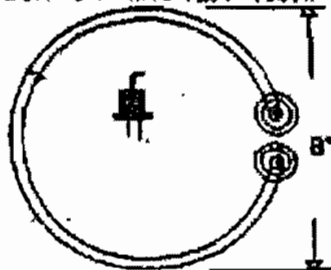
| PART NO | LGTH | VOLTS | WATT | TEAM |
|------------|--------|-------|------|------|
| RC14310-03 | 27 1/8 | 120 | 440 | 00 |
| RC14310-08 | 36 1/8 | 120 | 850 | 00 |
| RC14310-14 | 27 1/8 | 208 | 440 | 00 |
| RC8744 | 36 | 120 | 1260 | 50 |



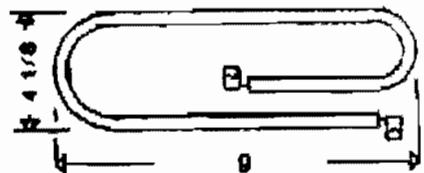
RC5715 240V 3000W
RC5716 240V 6670W
BLAKESLEE ELE.



RC8565 BURGER KING 120V 1550W



CERU SEALING UNIT
RC851630-2A 115V 1000W




COOK-RITE
ALSO SEE PAGE 26

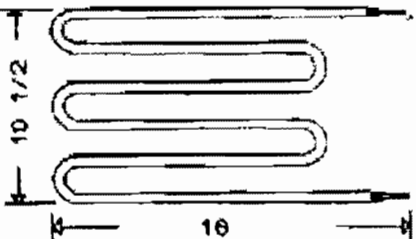


| NO. | VOLT | WATT | A |
|-----|------|------|--------|
| 55 | 120V | 800W | 22 5/8 |
| 520 | 120V | 760W | 42 3/4 |

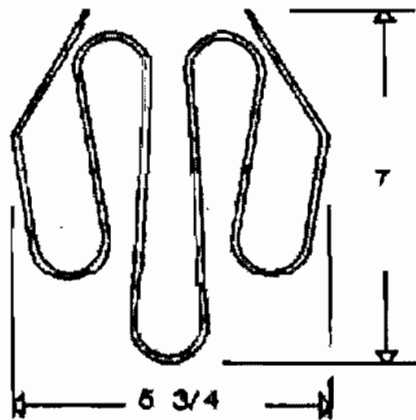
P7157 208V 2000W
P2278 240V 2500W
GREAT LAKES ELEMENT



P4229 480V 8000W
P4305 240V 8000W
GREAT LAKES ELEMENT

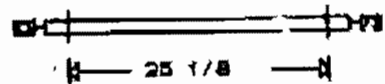


RC13589030 120V 800W
GUIDCO WAFFLE
CONE MAKER

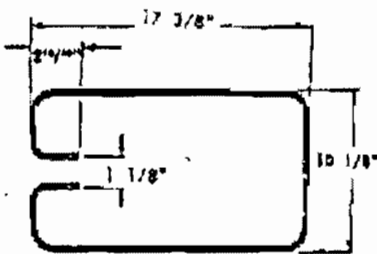
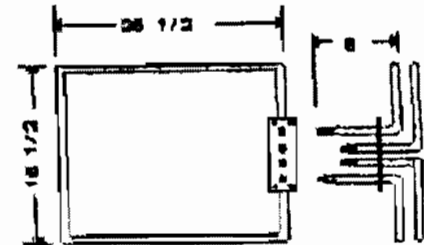


RC22006 120V 1250W

HENNY PENNY
WARMER ELEMENT



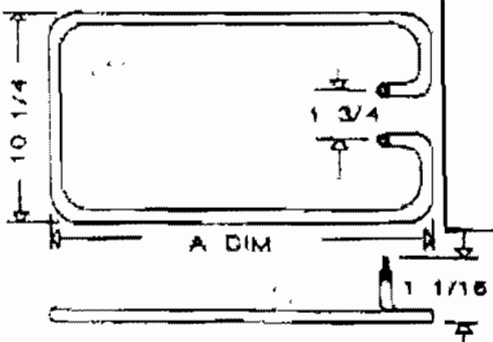
RC10197 480V 10KW
SOUTHBEND OVEN ELEMENT



SECO

| PART NUMBER | WATT | VOLT |
|-------------|-------|------|
| RC1156-1011 | 1000W | 120V |
| RC1157-1021 | 1200W | 208V |
| RC1158-1041 | 1000W | 240V |

SECO WARMER ELEMENTS



CP300 Condensate Pan

For Commercial Refrigeration
Vending Machines and other Applications.



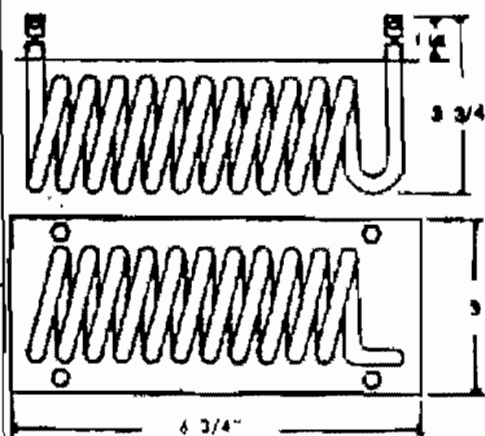
120V 160W

- Solid Cast Aluminum
- 30 oz. Water Capacity
- 8 oz./hr. Evaporation Rate

Dimensions: 10" x 4" x 2 1/4"


SERGEANT SHRINK TUNNEL

PART NO. 39093 240V 2400W




| SE PART # | WATTS | VOLTS | A DIM |
|-----------|-------|-------|----------|
| RC156300 | 1050 | 208 | 16 11/16 |
| RC156360 | 1000 | 240 | 16 11/16 |
| RC156400 | 1000 | 120 | 15 11/16 |
| RC101-208 | 1130 | 208 | 18 11/16 |
| RC101-240 | 1000 | 240 | 18 11/16 |
| RC101-120 | 1000 | 120 | 18 11/16 |

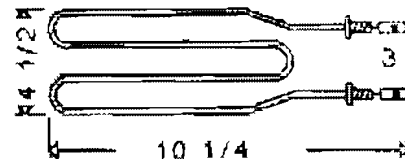
RC312499 120V 2000W
DUKE ELEMENT



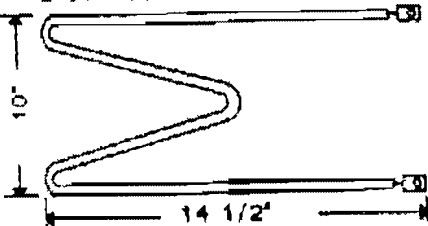
RC1101-120 240V 500W
LANG OVEN ELE



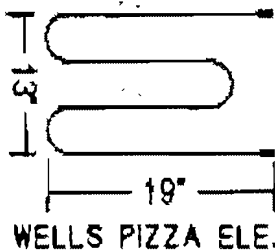
RC3477 120V 1000W
SERVOLIFT EASTERN
PROOFER ELEMENT
MODEL 1800



RC7571 WARMER ELE.
240V 1000W



RC6321741 240V3000W

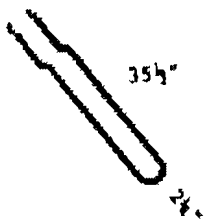


DEFW (X11)(X8) WHITE ENDS
DEFW (X11)(X56) BROWN ENDS



TOASTER ELEMENTS

RC031

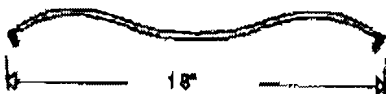


120V 1500W

" IF ELEMENT IS NOT FOUND IN OUR CATALOG
SEND IN SAMPLE FOR DUPLICATION"

RC9808


LAKESIDE STEAM TABLE ELE.
240V 500W



RC156850

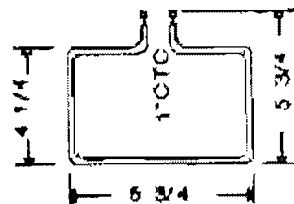
SECO WARMER ELE
208V 876W

STUD TERMINALS



P2882


BELGIAN WAFFLE ELE
120V 600W



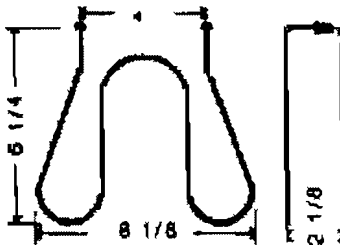
RC26325

WELLS WARMER ELE

120V 1400W

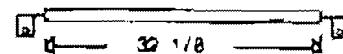


E-1 HOT PADK ELE
120V 800W



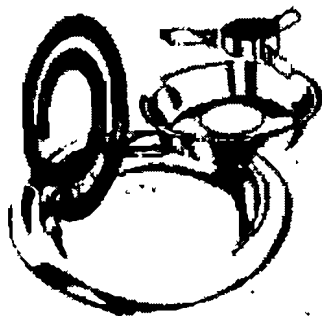
RC351299-5 HOBART

RC351299-5 120V 800W
MOD ONTO PIZZA OVEN ELE

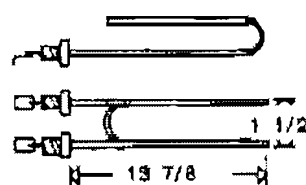


NOTE: 2 ELEMENTS MUST
BE WIRED IN SERIES

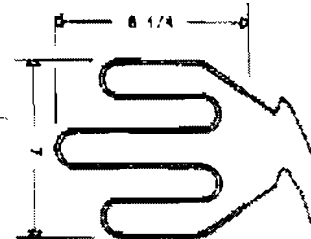
11120-02
240V
2100W
LANG

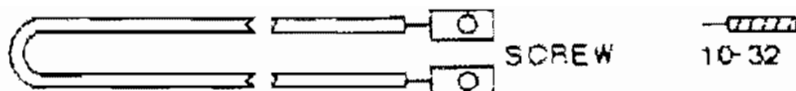


RC1012261 240V 2500W
CLEVELAND STEAMER



06-0A-D180 TOASTWELL
120V 700W



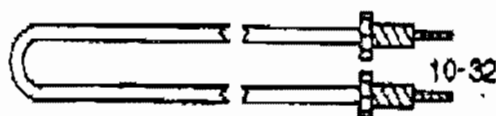


SCREW

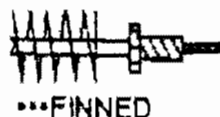
10-32

| PARTNO | WIDTH | LENGTH | VOLT | WATT | TERMS |
|------------|--------|--------|------|------|-------|
| RC83031 | 1 1/4 | 7 | 120 | 425 | SCREW |
| RC021-120 | 1 1/2 | 14 1/2 | 120 | 1250 | SCREW |
| RC021-240 | 1 1/2 | 14 1/2 | 240 | 1250 | SCREW |
| RC281 | 1 1/2 | 32 1/4 | 240 | 2000 | SCREW |
| RC2315 | 2 | 6 | 120 | 350 | SCREW |
| RC212 | 2 1/4 | 15 | 120 | 1000 | SCREW |
| RC016 | 2 1/4 | 18 | 240 | 1500 | SCREW |
| RC031 | 2 1/4 | 35 1/2 | 120 | 1500 | SCREW |
| RC4315 | 2 1/2 | 7 1/2 | 120 | 600 | SCREW |
| RC8748 | 2 1/2 | 14 3/4 | 120 | 1000 | 10-32 |
| RC875037 | 2 1/2 | 20 | 240 | 1500 | SCREW |
| RC7D913G22 | 2 1/2 | 30 3/4 | 240 | 1800 | 10-32 |
| RC59858 | 2 3/8 | 10 7/8 | 120 | 600 | SCREW |
| RC022 | 2 3/4 | 13 3/4 | 120 | 1000 | SCREW |
| RC230 | 3 | 11 | 240 | 1000 | SCREW |
| RC502582 | 3 3/8 | 19 3/4 | 120 | 750 | SCREW |
| RC006 | 3 1/2 | 32 1/2 | 240 | 1600 | SCREW |
| RC032 | 3 3/4 | 12 | 120 | 1000 | SCREW |
| RC350 | 3 3/4 | 14 | 120 | 1500 | SCREW |
| RC501964 | 5 3/8 | 13 1/2 | 120 | 840 | SCREW |
| RC502458 | 5 3/8 | 13 1/2 | 120 | 1000 | SCREW |
| RC015 | 6 | 31 | 240 | 3000 | SCREW |
| RC103058 | 20 7/8 | 3 1/2 | 240 | 1250 | SCREW |

•RC032 HAS OFFSET LIKE RC031 (PAGE 28)



10-32



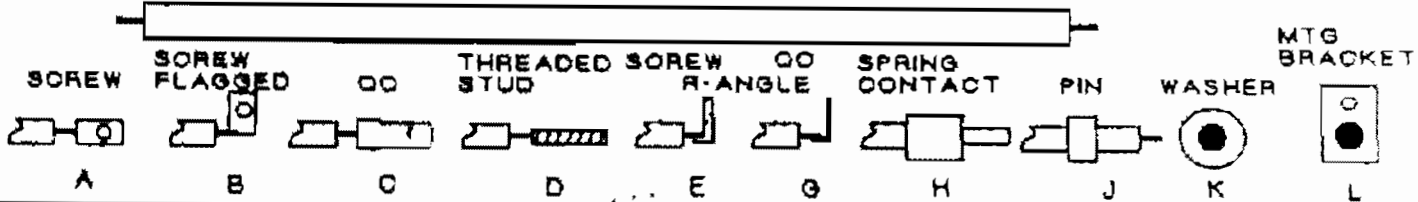
...FINNED



SCREW

| PARTNO | WIDTH | LENGTH | VOLT | WATT | HARDWARE | TERMS |
|--------------|--------|--------|-------|--------|------------|-------|
| RC8748 | 1 1/2 | 7 1/2 | 115 | 2370 | BUSHING | 10-32 |
| RC6811 | 1 3/4 | 14 1/2 | 120 | 1100 | NONE | 10-32 |
| RC8812 | 1 3/4 | 22 3/4 | 240 | 2000 | BUSHING | 10-32 |
| RC8713 | 1 3/4 | 42 | 240 | 2000 | BUSHING | 10-32 |
| RC811-5 | 2 | 13 1/2 | 120 | 1000 | BUSHING | 10-32 |
| RC811-15 | 2 | 13 1/2 | 240 | 1000 | BUSHING | 10-32 |
| RC8847 | 2 | 20 | 240 | 2000 | NONE | LEADS |
| RC8581 | 2 7/8 | 15 1/4 | 277 | 1250 | BUSHING | 10-32 |
| RC028 | 3 | 18 1/2 | 120 | 1500 | BUSHING | SCREW |
| RC1339 | 3 | 38 3/4 | 240 | 3000 | BUSHING | SCREW |
| RC20883 | 3 3/4 | 30 | 240 | 8000 | BUSHING... | 10-32 |
| RC8582 | 3 7/8 | 21 | 460 | 2200 | BUSHING | 10-32 |
| RC811-75 | 6 1/2 | 28 | 120 | 1000 | BUSHING | 10-32 |
| RC8723 | 4 7/8 | 13 | 440 | 1000 | BUSHING | 10-32 |
| RC811-82 | 8 | 14 1/4 | 120 | 1000 | BUSHING | 10-32 |
| RC811-82-240 | 8 | 14 1/4 | 240 | 1800 | BUSHING | 10-32 |
| | | | (208) | (1125) | | |
| RC2914 | 8 | 21 5/8 | 208 | 1800 | BUSHING | SCREW |
| RC2913 | 8 1/4 | 28 3/4 | 240 | 2000 | BUSHING | 10-32 |
| RC8733 | 8 | 22 3/4 | 208 | 1000 | BUSHING | 10-32 |
| RC652210 | 10 1/4 | 18 | 220 | 1250 | BUSHING | SCREW |
| RC8548 | 10 1/2 | 17 1/4 | 120 | 1200 | BUSHING | 10-32 |
| RC8548-240 | 10 1/2 | 17 1/4 | 240 | 1200 | BUSHING | 10-32 |

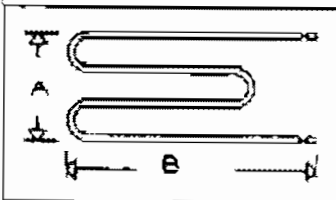
STRAIGHT ROD HEATERS



| PARTNO | SHEATH LENGTH | TYPE TERM | TYPE HDW. | VOLT | WATT | BRAND |
|---------------|---------------|-----------|-----------|------|------|-----------------------|
| OE93W | 10 7/8 | J | ---- | --- | ---- | GE (WHITE INSULATORS) |
| OE94W | 10 7/8 | J | ---- | --- | ---- | GE (BROWN INSULATORS) |
| ROXT11X72 | 14 | J | ---- | --- | ---- | BLACK & DECKER |
| RO995 | 19 1/4 | H | ---- | 240 | 850 | MERCO |
| RO994 | 20 | O | ---- | 120 | 325 | DELUXE |
| RTU2083A | 21 1/8 | A | K(2) | 240 | 900 | RADIANT HEAT |
| RO993 | 22 1/2 | C | K(1) | 120 | 325 | DELUXE |
| S5 | 22 5/8 | E | L | 120 | 800 | COOK-RITE |
| RO8548 | 28 7/8 | D | ---- | 240 | 1665 | TEXAS BAR-B-O |
| RO14310-14 | 27 1/8 | O | L | 208 | 440 | AMERICAN WYOTT |
| RO14310-03 | 27 1/8 | O | L | 120 | 440 | AMERICAN WYOTT |
| RO22006 | 27 1/2 | A | K(2) | 120 | 1250 | HENNY PENNY |
| RO8588 | 28 1/4 | D | ---- | 240 | 1000 | TEXAS BAR-B-O |
| RO8521 | 28 1/2 | D | ---- | 240 | 1150 | TEXAS BAR-B-O |
| RD110001-0087 | 31 1/2 | G | L | 240 | 800 | KALGLO WIRE (1) END |
| RC7D191G22 | 32 | D | ---- | 240 | 1500 | GE |
| RC6605 | 32 1/8 | O | ---- | 120 | 180 | TEXAS BAR-B-OUE |
| RC10X24 | 34 3/8 | B | ---- | 120 | 800 | GE |
| RC10X23 | 34 3/8 | B | ---- | 120 | 375 | GE |
| RC11X63 | 34 3/8 | B | ---- | 240 | 900 | GE |
| RO8749 | 36 | E | L | 120 | 1250 | AMERICAN WYOTT |
| RO14310-06 | 38 1/8 | O | L | 120 | 650 | AMERICAN WYOTT |
| S20 | 42 3/4 | E | E | 120 | 750 | COOK-RITE |
| RO42750 | 42 3/4 | A | K(1) | 120 | 900 | VULCAN HART |
| RO998 | 43 1/4 | H | ---- | 240 | 1100 | MERCO |

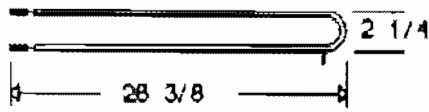
| PARTNO | A | B | VOLT | WATT | TERM | BRAND |
|------------|--------|--------|------|------|------|--------|
| RC175 | 3 1/4 | 11 1/2 | 240 | 1000 | SC | |
| RC013 | 4 | 13 1/4 | 120 | 1000 | SC | |
| RC188 | 4 | 17 | 120 | 1000 | SC | |
| RC314 | 4 1/2 | 10 | 120 | 1500 | OO | |
| RC287 | 4 1/2 | 10 | 240 | 1500 | SC | |
| RC111371-1 | 5 | 8 1/2 | 208 | 2250 | SC | VULCAN |
| RC233 | 5 | 18 1/4 | 240 | 3000 | SC | |
| RC4812-01 | 5 1/2 | 18 1/4 | 120 | 1800 | STUD | NIECO |
| RC4812-02 | 5 1/2 | 18 1/4 | 208 | 1800 | STUD | NIECO |
| RC4812-03 | 5 1/2 | 18 1/4 | 240 | 1800 | STUD | NIECO |
| RC162-240 | 6 1/4 | 10 1/4 | 240 | 900 | OO | |
| RC182-120 | 6 1/4 | 10 1/4 | 120 | 1000 | OO | |
| RC65448 | 7 | 18 | 120 | 1500 | SC | |
| RC55441 | 7 1/4 | 18 | 240 | 1800 | OO | |
| RC158050 | 8 | 18 1/2 | 208 | 550 | STUD | SECO |
| RC099 | 8 | 18 1/2 | 240 | 1500 | SC | |
| RC099A | 8 | 18 1/2 | 120 | 1500 | SC | |
| RC55445 | 8 | 18 1/2 | 120 | 750 | SC | |
| RC55440 | 8 | 18 1/2 | 208 | 1500 | SC | |
| RC12X184 | 8 7/8 | 17 3/4 | 240 | 1800 | SC | GE |
| RC11X144 | 8 7/8 | 17 3/4 | 208 | 1800 | SC | GE |
| RC351358-1 | 9 | 17 | 120 | 1500 | SC | GE |
| RC11X22 | 9 | 18 | 208 | 1000 | SC | GE |
| RC229 | 9 | 18 | 120 | 1000 | SC | GE |
| RC372 | 9 | 18 | 240 | 1000 | SC | GE |
| RC3423 | 9 1/2 | 7 1/2 | 120 | 1000 | SC | |
| RC7571 | 10 | 14 1/2 | 240 | 1000 | SC | WELLS |
| RC290 | 10 1/4 | 17 1/4 | 120 | 1000 | SC | GE |
| RC451 ... | 11 | 14 | 120 | 1000 | SC | STAR |
| RC5321741 | 13 | 19 | 240 | 3000 | STUD | WELLS |

3-LOOP ELEMENTS

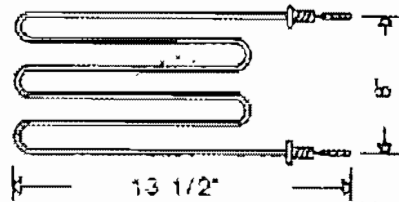


... RC451 HAS FERRULE FITTINGS

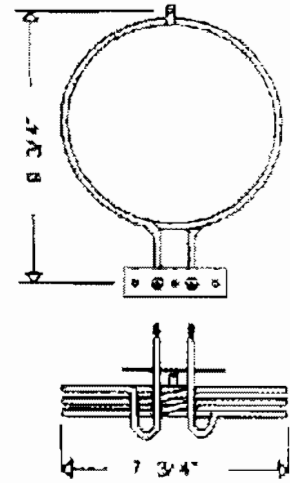
RC4081 240V 2400W
NEICO H'BURGER FRYER




RC329-31049-00
220V 3000W
TRAUlsen ELEMENT



RC1004 CONV OVEN ELE
240V 3000W

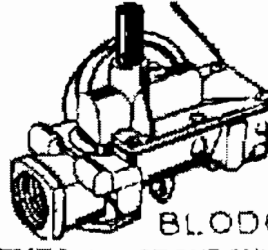


1113999 SAFETY VALVE



SOUTHBEND
FMDA (PILOT IN & OUT)

11523 SAFETY VALVE



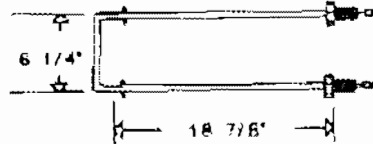
BLODGETT
FMEA (PILOT OUT ONLY)

NUMBER 11167 PILOT BURNER



(FOR NATURAL GAS)
USE WITH FMEA & FMDA SERIES

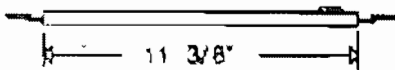
C0219 208V 1800W
C0220 240V 2000W
HUMIDITY ELE
BAR-B-O KING



C0221 208V 1875W
C0222 240V 2000W
AIR ELEMENT
BAR-B-O KING

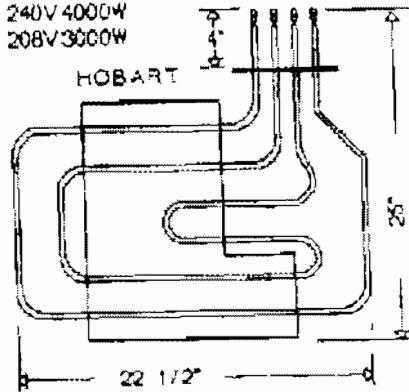


HATCO COMMERCIAL
TOASTER ELEMENTS

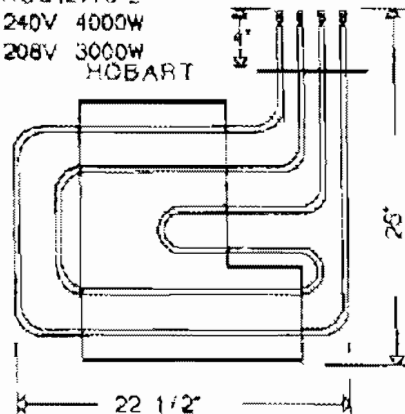


| PART NO | VOLTS | WATTS |
|-------------|-------|-------|
| RC02-09-030 | 120 | 200 |
| RC02-09-031 | 120 | 325 |
| MS2-1690-1 | 120 | 275 |
| RC02-09-037 | 208 | 200 |
| RC02-09-038 | 220 | 200 |
| RC02-09-039 | 240 | 200 |
| RC02-09-040 | 208 | 325 |
| RC02-09-041 | 220 | 325 |
| RC02-09-042 | 240 | 325 |
| RC02-09-043 | 240 | 550 |
| RC02-09-044 | 240 | 350 |

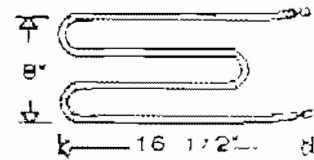
RC342114-2
240V 4000W
208V 3000W



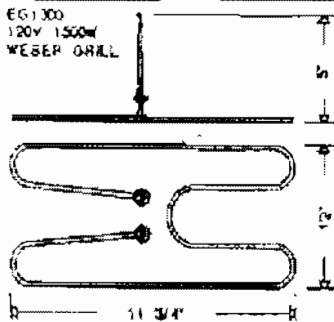
RC342115-2
240V 4000W
208V 3000W



AMERICAN PERMANENT WARE
RC55440 208V 1500W (50)
RC55441 240V 1600W (50)
RC55445 120V 750W (50)
RC55446 120V 1600W (50)
11" X 16"



EG1300
120V 1500W
WESER GRILL



QUICK REFERENCE GUIDE

| BRAND | PAGE(S) | BRAND | PAGE(S) | BRAND | PAGE(S) |
|---------------------|---------|------------------------------|-------------|------------------------|-------------|
| ABA MASTER | 1,26 | EAGLE | 5 | PREWAY | 15 |
| A C CONDENSATE | 25 | FEDDERS ELE. | 5 | PROOFER ELE. | 14 |
| AJAX | 1 | FEDERAL BREAD PROOFER | 5 | PUFFER HUBBARD | 15 |
| AMERICAN DRYER ELE. | 1 | FLO THRU HEATER | 16 | RADIANT HEATER | 15 |
| AMERICAN PERM.WARE | 1,31 | FOOD WARMER EQUIP. | 26 | RAYMOND HAIR DRYER | 15 |
| AMERICAN STD. | 1 | GAAP | 7 | RHEIM HEATER | 15 |
| AMERICAN WYOTT | 26 | GAGGENAU | 6 | ROPER | 15 |
| ARVIN | 1 | GARLAND | 5,6 | ROTISSERIE | 15 |
| BAKERS PRIDE | 1 | G.E./HOBART.6,7,8,9,10,28,31 | 31 | ROWCON | 15 |
| BALLY | 1 | GENESIS | 10 | SAFETY VALVE | 31 |
| BAR-B-QUE KING | 1,24,31 | GIBSON | 7 | SALINA ELE. | 13,15,16,17 |
| BASTION-BLESSING | 1 | GLEENWOOD | 10 | SAVORY | 16 |
| BELGIAN | 1,28 | GOLDEN CORAL | 25 | SECO | 16,27,28 |
| BEVLESCO PROOFER | 2 | GREAT LAKES | 27 | SERGEANT SHRINK TUNNEL | 27 |
| BIFF BURGER | 2 | GRIDDLE ELE. | 10,12,13 | SERVOLIFT PROOFER | 28 |
| BLACK & DECKER | 2 | GRISWOLD | 12 | SHELLY MATIC | 16 |
| BLAKESLEE | 27 | GUIDO WAFFLE | 27 | SIGNODE POWER | 16 |
| BLODGETT | 2,26,31 | HATCO | 11,31 | SINGER HEATER | 16 |
| BLOOMFIELD | 2 | HEATSEAL | 12 | SOUTH BEND | 27,31 |
| BOOSTER,HOT WATER | 14 | HELO | 12 | STANLEY KNIGHT | 16 |
| BRINKMAN SMOKER | 2 | HENNY PENNY | 27 | STANTHONY ROTISSERIE | 17 |
| BUCKSCO | 8 | HOT PACK | 28 | STAR | 17,18,23 |
| BUNN COFFEE | 2 | HUSSMANN/SECO | 16 | STAR MASTER | 18 |
| BUNN-O-MATIC | 2 | IDEA | 12 | STAR METAL | 18 |
| BUNN TOASTER | 20 | INDECO | 12 | STRAIGHT ROD HEATERS | 30 |
| BURGER KING | 27 | JEFFCO HAIR DRYER ELE. | 12 | SUPER CHEF | 18 |
| CECILWARE | 2 | JENN-AIR | 13,14 | TEXAS BAR-B-QUE | 19 |
| CERU | 27 | KITCHEN AID | 6 | TEXAS SMOKE ROASTER | 18 |
| CHAMBERS | 2,6 | KNOBS | 7 | THERMADORE GRILL | 19 |
| CHAR-BROIL | 2 | LAKESIDE | 28 | TOASTER ELE. | 20,28 |
| CHAR BROILER | 2,3 | LANG | 13,14,28 | TOASTMASTER | 18,19,20 |
| CHAR-B-QUE | 2 | LINCOLN BROIL ELE. | 13 | TOASTWELL | 19,28 |
| CHARCOOK | 3 | LINCOLN WEAREVER ELE. | 13 | TRULSEN | 31 |
| CHARMLO | 3 | 3 LOOP ELE. | 30 | TYSON METAL | 19 |
| CIRCULAR HEATERS | 6 | LOYAL SAUNA ELE. | 13 | U S RANGE | 20 |
| COFFEE URN | 3 | MAJESTIC | 13 | U-SHAPED ELE. | 29 |
| COFFEE VENDING | 3 | MARKET FORGE | 13 | UNITRAY | 20 |
| CLARK | 3 | MARSHALL AIR | 14 | VENDING MACH. | 20 |
| CLEVELAND | 3,28 | MERCO | 14 | VIKING SAUNA | 15 |
| COOKE-RITE | 26,27 | METOS SAUNA | 13 | VITAMASTER SAUNA | 16 |
| CONDENSATE PAN | 27 | METRO | 26 | VOLLRATH WARMER | 20 |
| CONDENSATE.HTR | 6 | MISCELLANEOUS | 22,23,24,25 | VULCAN HART | 20,21 |
| CONTEMPRO | 3 | MODELATRE | 13 | VULCAN SPEEDSTER | 20 |
| CONVECTION OVEN | 7,31 | MOLDED EPOXY | 6 | WARMER ELEMENTS | 25,26,28 |
| CRES-COR | 3 | NEICO | 31 | WELLS | 21,22,28 |
| CRETORS POPCORN | 3 | NUTONE | 15 | WELLS(HI-LIMIT SWITCH) | 22 |
| DELFIELD | 5 | PILOT BURNER | 31 | | |
| DUKE | 4,5,28 | PIZZA ELE. | 23,28 | | |